

Year 1 – English – Lesson 1

**Where the Wild Things
Are**

We are learning to retell and sequence the story of **Where the Wild Things Are**.

1. Before you read the story, here are the story words for you to learn.
Can you do the actions for the words?

Where the Wild Things Are 

Max		world	staring
wolf suit		ocean	blinking
mischief		tumbled	king
wild thing		boat	supper
room		night	lonely
mother		day	hot
forest		roared	teeth
grew		terrible	rolled
ceiling		gnashed	eyes
vines		tamed	claws
walls		magic trick	

Cut out the character stick puppets.

Cut out the puppets. If you have a lolly stick or some card stick them on and re-tell the story!



You can have fun re-telling the story using these character puppets.

WHERE THE WILD THINGS ARE



STORY AND PICTURES BY MAURICE SENDAK

1. Look at the Power Point version of the story.
2. Get your child to talk about the book.
3. Who are the characters in the story?
4. Where is the story set?
5. What is their favourite part of the story and why?

1. Read the story on Power Point. Read it a few times and act it out.
2. Talk about the story, the setting and the characters.
3. Fill in the sheet answering questions about the book and review the story.

Where the Wild Things Are- An Overview of the Story.

Describe the characters in the story.



Where does the story take place?



What was your favourite part to the story? Why?

Did you enjoy reading this book? Why?

How many marks out of ten will you give the story?



Read the questions and talk about your responses.

Now write your answers.




3. Please complete the task.

Task: 1. Read the story and re-tell it in your own words.

2. Act out the story.

3. Write about your favourite parts of the story.

Next, choose **one of the challenges** below.

	Challenge 1: Can you act out the story using story language?
	Challenge 2: Can you write about the setting and the characters?
	Challenge 3: Can you write your opinions about the story?

Some ideas to try at home...



IDEA #3: Wild Thing Paper Plate Mask



IDEA #4: Brown Bag Puppets

