


LO: TO WRITE A SETTING DESCRIPTION

29/6/20



SETTING DESCRIPTION

- A setting description describes where your characters are and what they can see/hear/feel/smell...
- To write an effective setting description you need to use lots of interesting and exciting adjectives (describing words) so that the reader can visualize where your story takes place.
- It is also really important that you structure your writing so that your description does not sound too repetitive.
- For example, it would be really boring to read a description that uses the sentence starter 'I can see a' over and over again.
- To avoid this, we can use prepositional phrases, such as 'Above the clouds', 'Below the door' etc.



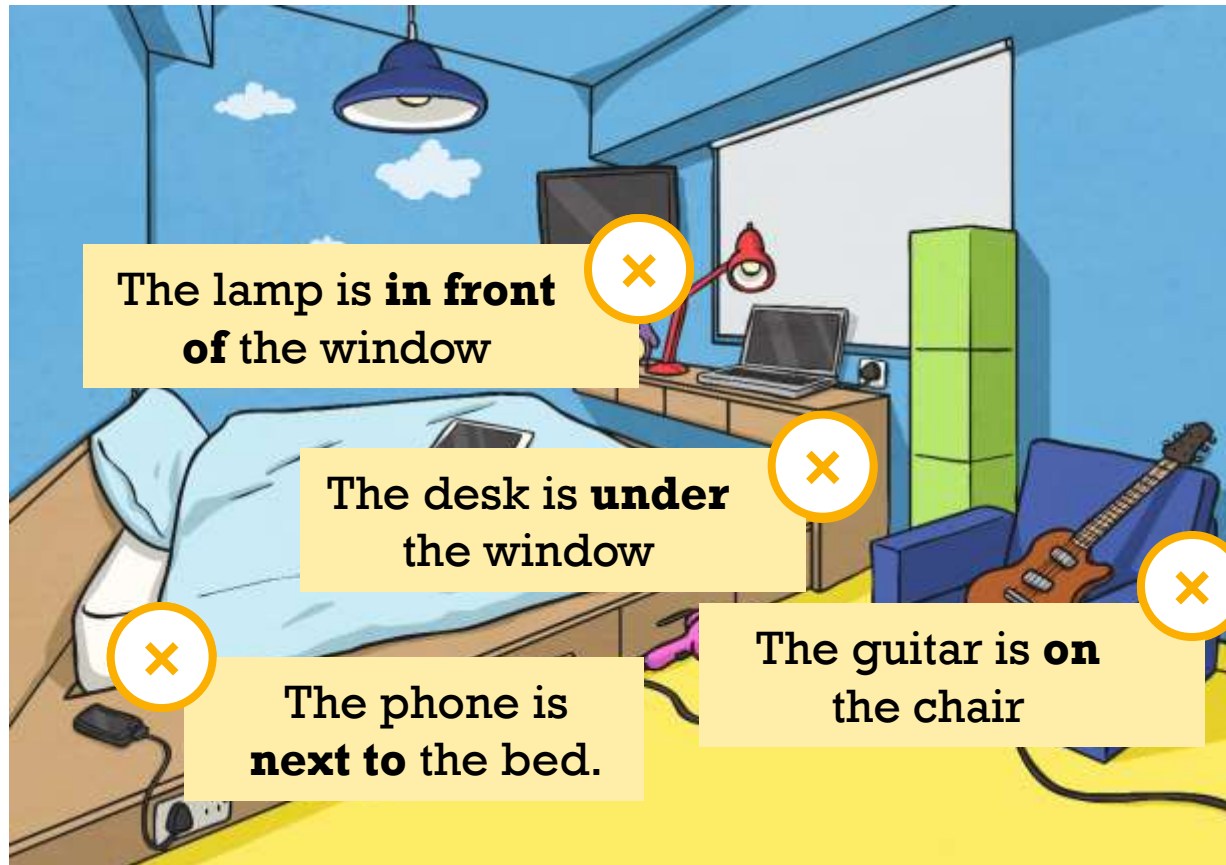
WHERE IS EVERYTHING?

Look at this bedroom scene. Talk to your partner and describe **where everything is**.



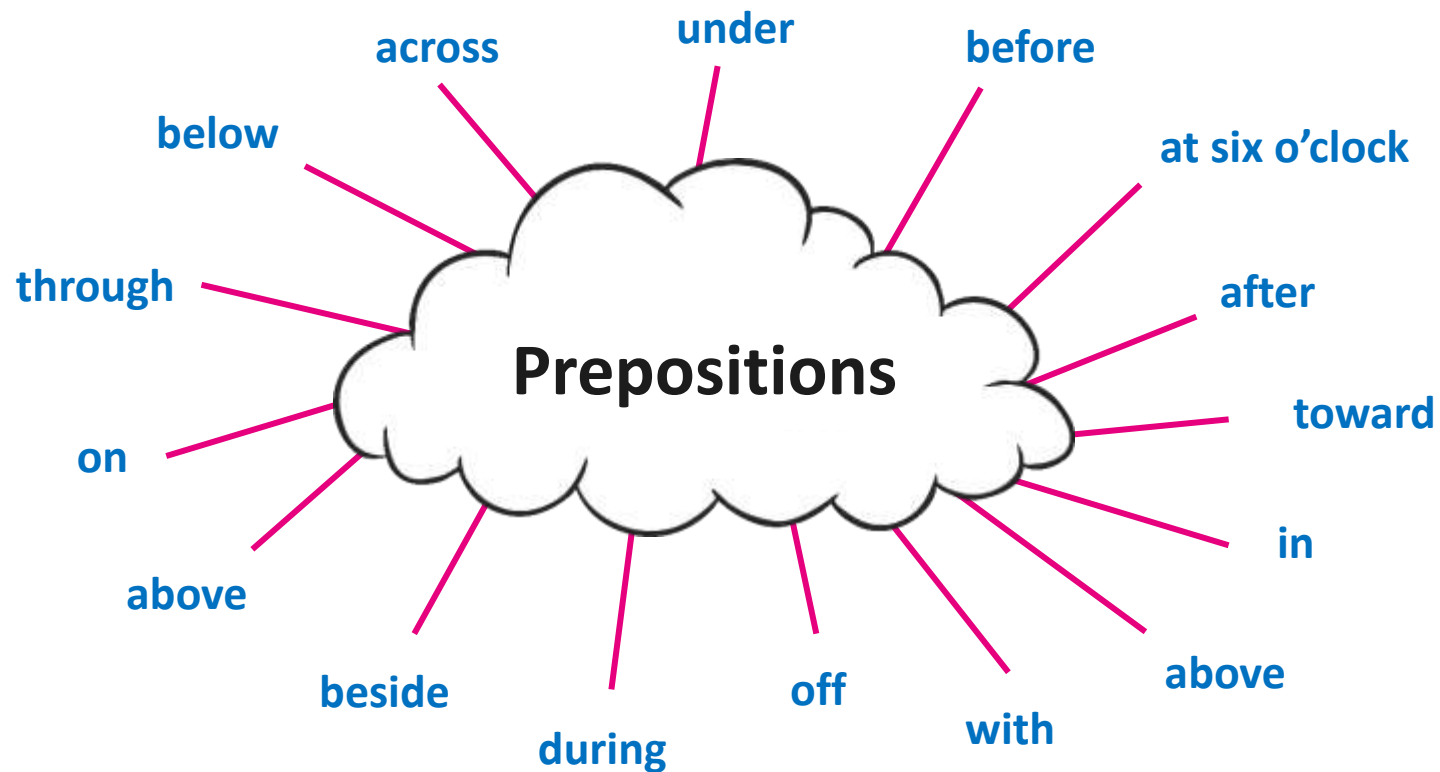
WHERE IS EVERYTHING?

Look at this bedroom scene. Talk to your partner and describe **where everything is.**



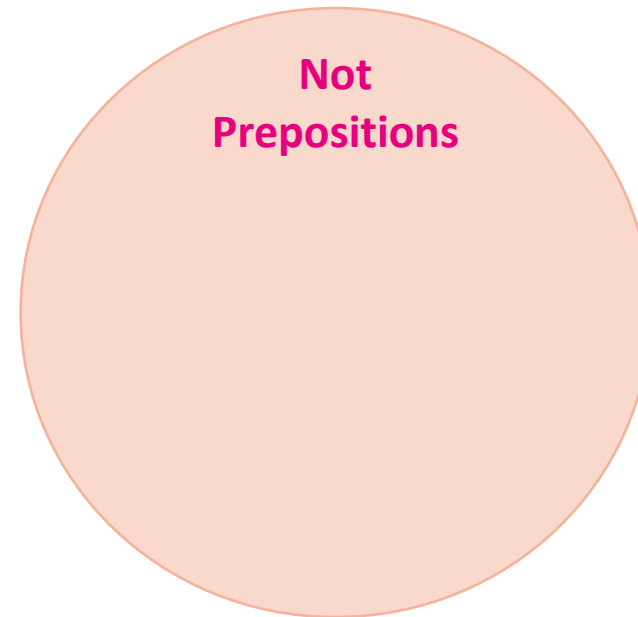

PREPOSITION MIND MAP

How many different words or phrases (**prepositions**) can you think of to describe **time**, **place** or **movement**?



PREPOSITION OR NOT?

Keeping in mind that 'a **preposition** is a word or phrase used to describe a **place**, **time** or **movement**' sort the following words into the correct circles:



angry	<u>before</u> lunch	<u>after</u> school	and	under
through	threw	beside	decide	in



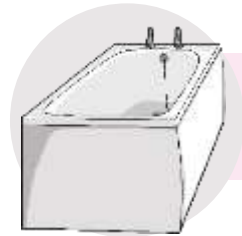

ADD A PREPOSITION

Read the sentences below and add a **preposition** which describes the place, time or cause.



The girl held her arms above her head.

Go and sit next to Stan.



Joe was in the bath when the phone rang.

They hid the table during an earthquake.



TASK

- Use all of the skills you have learnt today to draft a setting description for your short story. Remember as your overall story will be short, your setting description should only be a paragraph long.
- Fancy a challenge? Try and include similes and metaphors in your setting description.
- Alternatively, you may wish to draw your setting and label it with some exciting adjectives that you can incorporate in your writing.
- Don't forget to share your ideas with Miss Shipsey and I, we'd love to see your work!



CHECK YOUR WORK...

Setting Description Checklist

Did I...

Child

describe what can be seen?

describe what can be heard?

describe what can be felt?

describe the time of day?

describe the weather?

use powerful adjectives to describe the atmosphere/mood?

