

Year 1 – English – Lesson 2

**Where the Wild Things  
Are**

# Today we are learning to retell and sequence the story of **Where the Wild Things Are**.

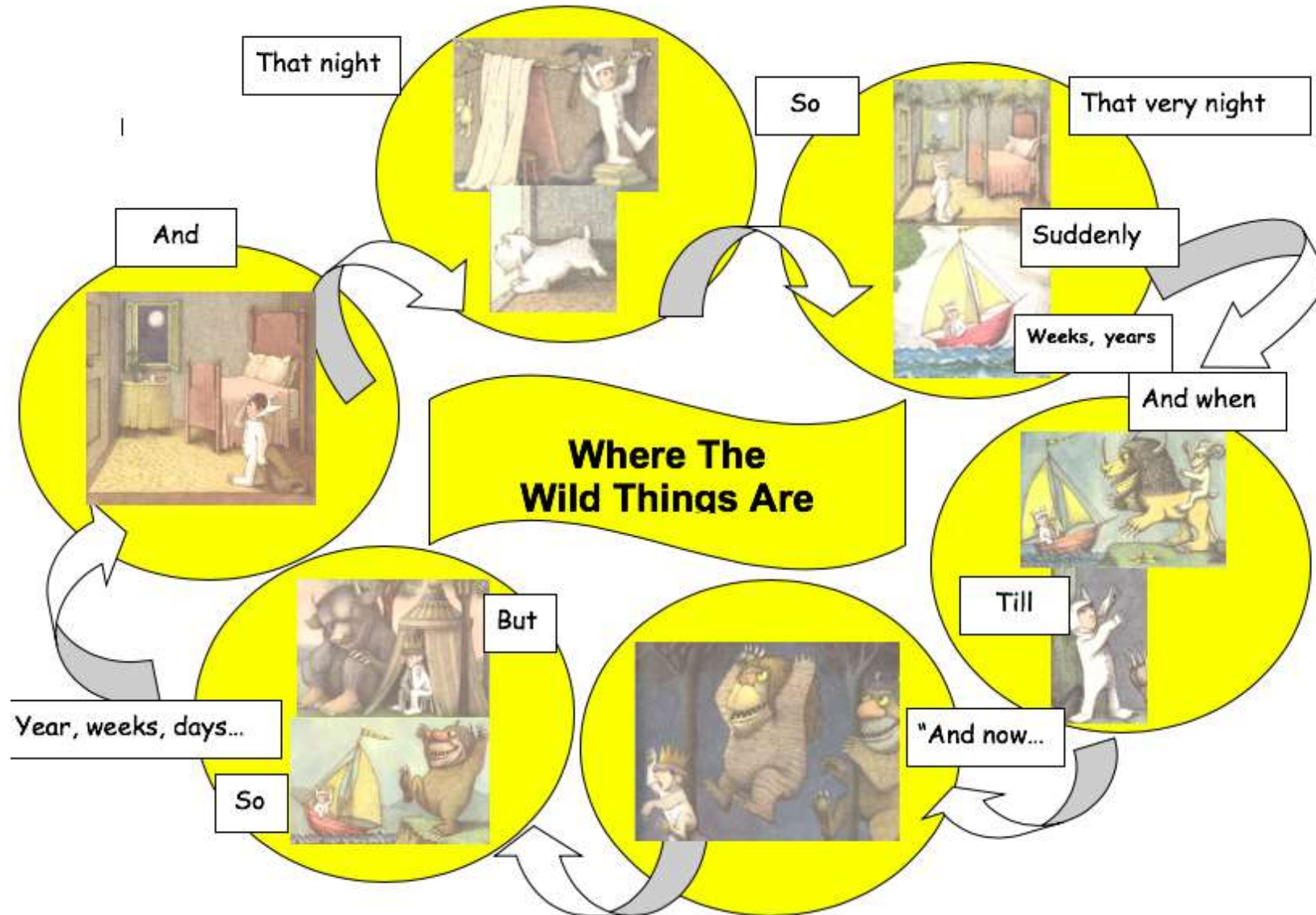
1. Before you re-tell the story. Can you read the words? Can you remember when they are used in the story?

**Where the Wild Things Are** 

Max		world	staring
wolf suit		ocean	blinking
mischief		tumbled	king
wild thing		boat 	supper
room		night	lonely
mother		day	hot
forest		roared	teeth
grew		terrible	rolled
ceiling		gnashed	eyes
vines		tamed	claws 
walls		magic trick	

**1. Now read the story again and talk about the work you completed yesterday.**

Look at this story map and use it to re-tell the story.



Now you have 7 pictures from the story. They are already in order.  
What is happening in each picture? Look at the pictures carefully and describe what is happening.



---

---

---

---



---

---

---

---



---

---

---

---



---

---

---

---



---

---

---

---



---

---

---

---



---

---

---

---




1. Describe the pictures.
2. Write captions to go with each picture.
3. Start your sentences in different ways.

3. Please complete the task.

Task: 1. Describe the pictures to help retell the story.

2. Write captions to go with each picture.

Next, choose **one of the challenges** below.

	Challenge 1: <b>Can you describe the story by describing the pictures.</b>
	Challenge 2: <b>Can you some sentences to go with each picture?</b>
	Challenge 3: <b>Can you add some time connectives to each sentence?</b> <b>First, next, then, after that, Sometime later, Finally</b>



**Dress up in your fluffiest, wildest outfits and send us a photo of yourself!**

