


YEAR 6 MATHS

WEEK 13 LESSON 4

Statistics – Mode and
Median



Statistics – Statistics – Mode and Median

In this lesson you will:

- build on your knowledge of averages;
- deepen your knowledge of the differences between the averages.



Starter

If the range of a set of values is 0, what can we tell about the Median and Mean?



Starter

If the range of a set of values is 0, what can we tell about the Median and Mean?

The Mean and Median will be the same.

A decorative graphic consisting of several parallel white lines of varying lengths, slanted upwards from left to right, located in the bottom right corner of the slide.

Design Your Own Crazy Golf Course

Today you are going to design your own crazy golf course for some crazy golfers to play.

We are going to draw some holes and then imagine the scores for each hole. You have to fulfil some criteria for each hole.

For example, "Hole X has to have a mean of 7"

So my scores for Hole X could be 6, 7, 8 or 7, 7, 7, 7 or 5, 7, 9 or 5, 6, 8, 9...



Hole 1

Design a hole. (Maybe your holes will all have a theme e.g. Pirates, Dinosaurs, Capital Cities.)

Level 1: The mean of the player's scores has to be 5.

Level 2: The mean of the players' scores has to be 5.5 and have a range of 1.

(Extension: What can you say about the number of players that you need to achieve this?)

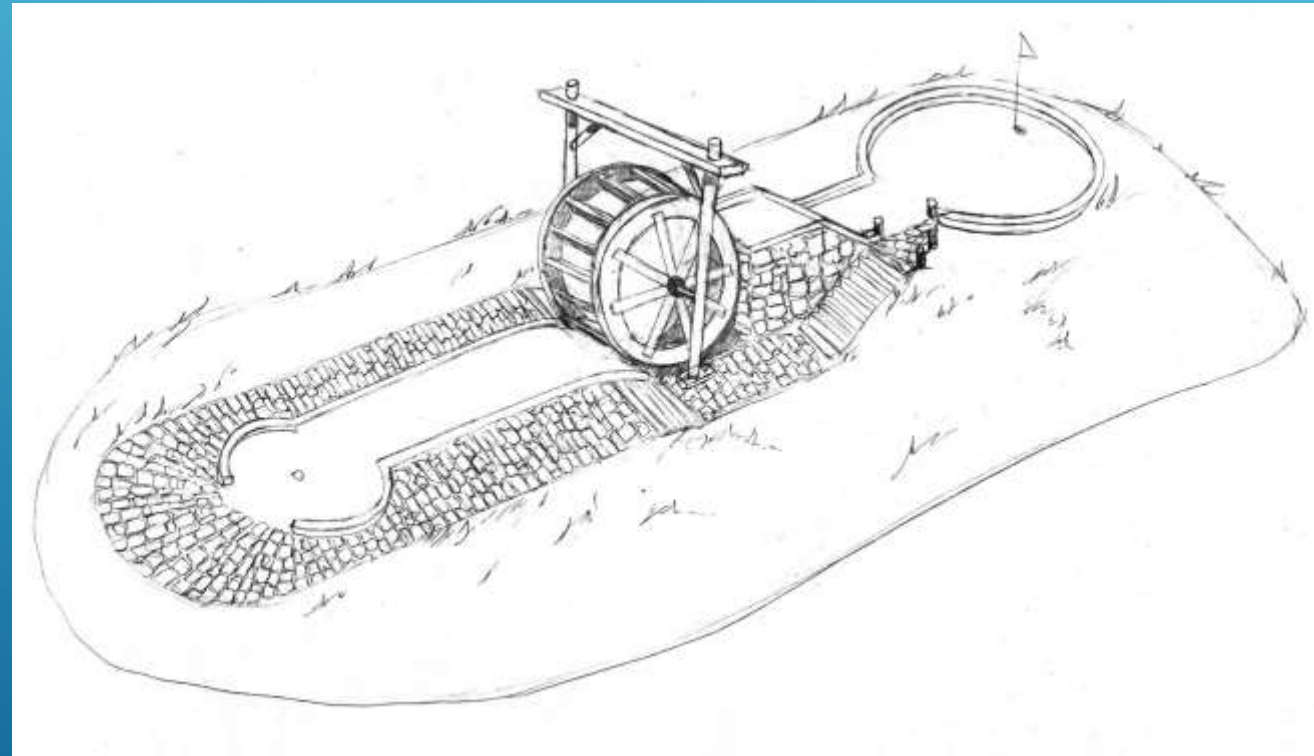
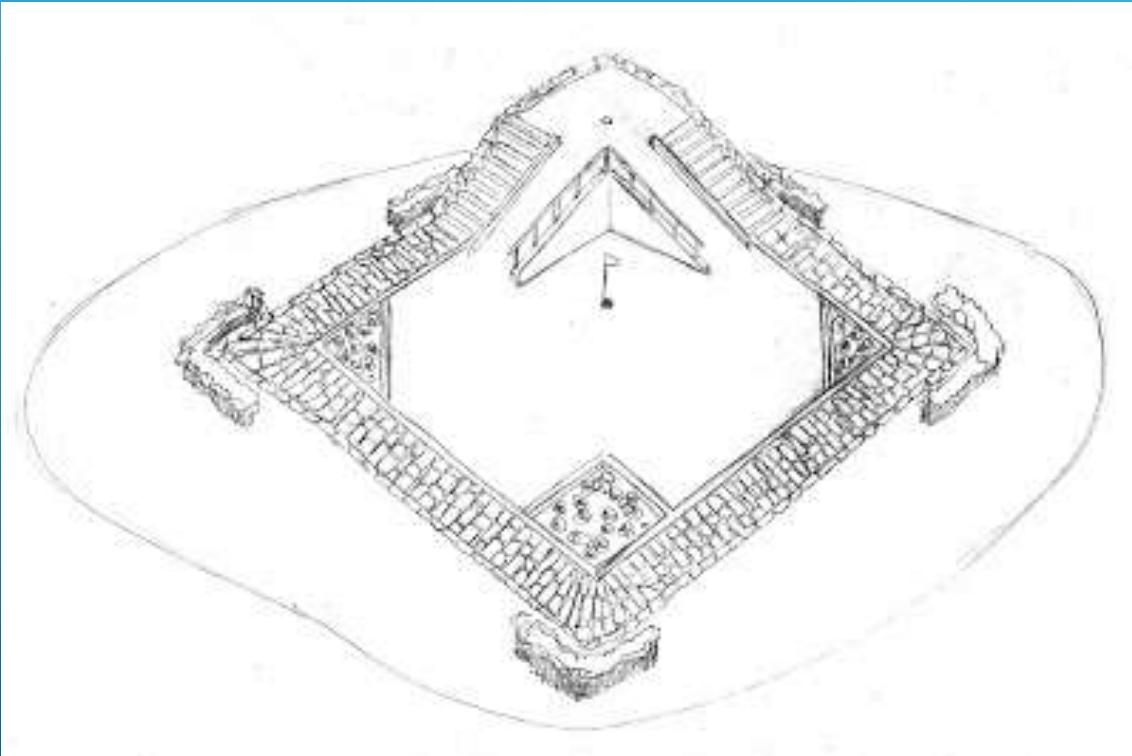


Hole 3

Design a hole. (Maybe your holes will all have a theme e.g. Pirates, Dinosaurs, Capital Cities.)

Level 1: The median of the player's scores has to be 6.

Level 2: The median of the player's scores has to be 7 and the mean has to be less than 7.

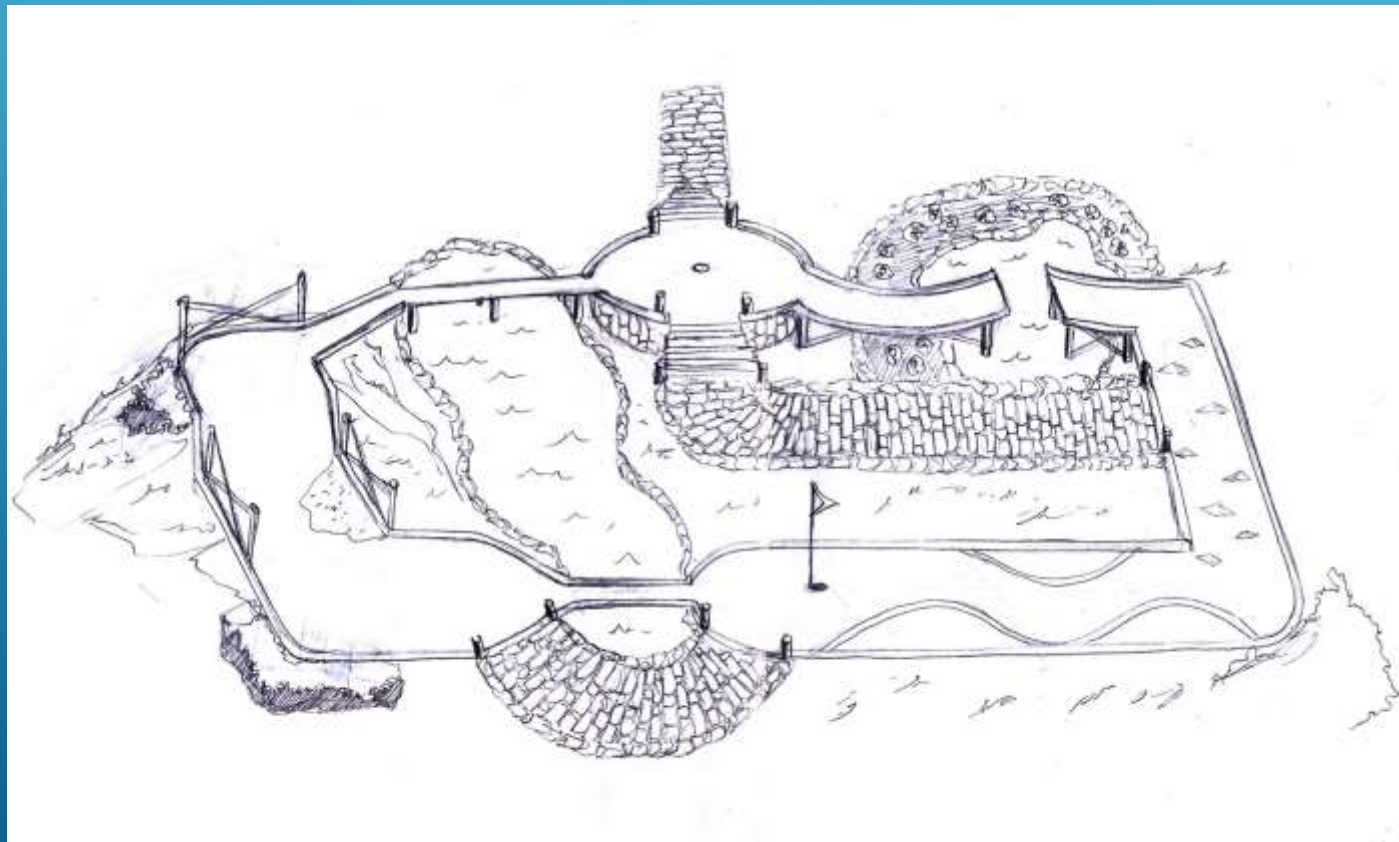


Holes 4 and 5

Design a hole. (Maybe your holes will all have a theme e.g. Pirates, Dinosaurs, Capital Cities.)


Level 1: The holes have the same range but different means.

Level 2: The holes have the same mode and range but different means and medians.



There are many correct answers for each of these holes.

If you are unsure about any of your ideas, please get in touch with your teacher. And please send in your crazy golf course ideas!

A decorative graphic consisting of several parallel white lines of varying lengths, slanted diagonally from the bottom right towards the top right, located in the lower right quadrant of the slide.