

















Monday 29th June – Friday 3rd July

	Monday	Tuesday	Wednesday	Thursday	Friday												
English	<p>Reading 20mins https://www.oxfordowl.co.uk/api/in/teractivities/29249.html Read along to the book 'Our Incredible Planet' and answer the questions on the back page.</p>	<p>Reading 20mins Choose a book from home to read and discuss. Which character do you think is most interesting? Why?</p>	<p>Reading 20mins https://www.oxfordowl.co.uk/api/in/teractivities/29251.html Read the non-fiction book 'Bushcraft'. Answer the questions on the back page.</p>	<p>Reading 20 mins https://vimeo.com/202614343 Listen to the author Tom McLaughlin read his story 'The Story Machine'. Maybe you could write your very own story and read it to your family.</p>	<p>Reading 20mins https://www.oxfordowl.co.uk/api/in/teractivities/29280.html Read the book 'Fun at night'. Answer the questions on the back page.</p>												
	<p>Phonics https://www.phonicsplay.co.uk/resource/s/phase/5/tricky-word-trucks Username: march20 Password: home Revise all of phase 5 – <i>Tricky Word Trucks</i></p>	<p>Phonics Mr Thorne does Phonics: 'ough' spelling pattern https://www.youtube.com/watch?v=WGERKJYkQI&list=PLqH11DN6jmbBHVCDDeYtWRgJcZLowiu9cv&index=53</p>	<p>Phonics https://www.phonicsplay.co.uk/resources/phase/5/dragons-den Username: march20 Password: home Revise all of phase 5 – <i>Dragons Den</i> game</p>	<p>Phonics Mr Thorne does Phonics: Words ending with -se https://www.youtube.com/watch?v=-QvoaDcJ4n4&list=PLqH11DN6jmbBHVCDDeYtWRgJcZLowiu9cv&index=54</p>	<p>Phonics https://www.phonicsplay.co.uk/resource/s/phase/5/sentence-substitution-ph5a Username: march20 Password: home Make your own sentences with <i>Sentence Substitution</i> game</p>												
	<p>Spelling Task Practise your spelling words by using 'say, look, spell, write, check':</p> <table border="1"> <tr><td>out</td></tr> <tr><td>down</td></tr> <tr><td>now</td></tr> <tr><td>this</td></tr> </table>	out	down	now	this	<p>Handwriting Practise (Twinkl Common Exception Words) https://www.teachhandwriting.co.uk/continuous-cursive-refiners-choice-3.html Make sure you practise using your pre-cursive writing</p>	<p>Spelling Task Practise your spelling words by using 'say, look, spell, write, check':</p> <table border="1"> <tr><td>called</td></tr> <tr><td>came</td></tr> <tr><td>here</td></tr> <tr><td>when</td></tr> </table>	called	came	here	when	<p>Handwriting Practise (Twinkl Common Exception Words) https://www.teachhandwriting.co.uk/continuous-cursive-refiners-choice-3.html Make sure you practise using your pre-cursive writing</p>	<p>Spelling Task Practise your spelling words by using 'say, look, spell, write, check':</p> <table border="1"> <tr><td>about</td></tr> <tr><td>off</td></tr> <tr><td>of</td></tr> <tr><td>for</td></tr> </table>	about	off	of	for
	out																
down																	
now																	
this																	
called																	
came																	
here																	
when																	
about																	
off																	
of																	
for																	
<p> English Task – To familiarise myself with the story of <i>Where the Wild Things Are</i>. Please see Lesson 1 on the school website, under Year 1: http://dkh.org.uk/home-learning-resources/</p>	<p> English Task - To retell and sequence the story of <i>Where the Wild Things Are</i>. Please see Lesson 2 on the school website, under Year 1: http://dkh.org.uk/home-learning-resources/</p>	<p> English Task - To write sentences describing how Max feels. Please see Lesson 3 on the school website, under Year 1: http://dkh.org.uk/home-learning-resources/</p>	<p> English Task – To write sentences describing Max's room. Please see Lesson 4 on the school website, under Year 1: http://dkh.org.uk/home-learning-resources/</p>	<p> English Task - To write a character description on Max. Please see Lesson 5 on the school website, under Year 1: http://dkh.org.uk/home-learning-resources/</p>													

Maths	<p>Mental Arithmetic https://www.topmarks.co.uk/maths-games/measuring-in-cm Play 'Measuring in centimetres' (Level 1)</p>	<p>Maths with Parents Task https://www.mathswithparents.com/ Oak Class Code: 409515 Birch Class Code: 580792 Complete set tasks</p>	<p>Mental Arithmetic https://www.topmarks.co.uk/learning-to-count/place-value-basketball 'Place Value Basketball – 'Numbers up to 49'</p>	<p>Maths with Parents Task https://www.mathswithparents.com/ Oak Class Code: 409515 Birch Class Code: 580792 Complete set tasks</p>	<p>Mental Arithmetic https://www.topmarks.co.uk/learning-to-count/helicopter-rescue Find the 'in-between' numbers</p>
	 <p>Maths Task – To learn about half and quarter turns. Please see Lesson 1 on the school website, under Year 1: http://dkh.org.uk/home-learning-resources/</p>	 <p>Maths Task – To use positional language. Please see Lesson 2 on the school website, under Year 1: http://dkh.org.uk/home-learning-resources/</p>	 <p>Maths Task – To use positional language. Please see Lesson 3 on the school website, under Year 1: http://dkh.org.uk/home-learning-resources/</p>	 <p>Maths Task - Identifying tens and ones. Please see Lesson 4 on the school website, under Year 1: http://dkh.org.uk/home-learning-resources/</p>	 <p>Maths Task – Partitioning numbers into tens and ones. Please see Lesson 5 on the school website, under Year 1: http://dkh.org.uk/home-learning-resources/</p>
Indoor Exercise	<p>JasmineActive https://home.jasmineactive.com/ Parent email: parent@dogkennel-1.com Password: dogkennelh</p> <p>'PE with Joe Wicks' https://www.youtube.com/user/thebodycoach1</p>	<p>JasmineActive https://home.jasmineactive.com/ Parent email: parent@dogkennel-1.com Password: dogkennelh</p> <p>'Victorious exercise – GoNoodle' https://family.gonoodle.com/activities/victorious</p>	<p>JasmineActive https://home.jasmineactive.com/ Parent email: parent@dogkennel-1.com Password: dogkennelh</p> <p>'PE with Joe Wicks' https://www.youtube.com/user/thebodycoach1</p>	<p>JasmineActive https://home.jasmineactive.com/ Parent email: parent@dogkennel-1.com Password: dogkennelh</p> <p>'Rainbow Breath – GoNoodle' https://family.gonoodle.com/activities/rainbow-breath</p>	<p>JasmineActive https://home.jasmineactive.com/ Parent email: parent@dogkennel-1.com Password: dogkennelh</p> <p>'PE with Joe Wicks' https://www.youtube.com/user/thebodycoach1</p>
	<p>Foundation Subjects</p>	 <p>Science https://classroom.thenational.academy/lessons/what-is-hibernation Lesson: 'What is Hibernation?'</p>	 <p>Spanish https://classroom.thenational.academy/lessons/learning-the-days-of-the-week-and-months-of-the-year-in-spanish Can you remember how to the days of the week and months of the year in Spanish?</p>	 <p>Geography https://www.bbc.co.uk/bitesize/articles/zrcjmyc 'Introduction to North America – San Francisco'</p>	 <p>Art/DT https://classroom.thenational.academy/lessons/to-investigate-warm-and-cool-colours Lesson: 'To investigate warm and cool colours'</p>
Project Work/ PSHE/ Citizenship	<p>Music – Make music from jar jars https://www.bbc.co.uk/bitesize/articles/zkgkwtz Learn how to make musical instruments from objects found at home.</p>				
Mindfulness/ Wellbeing	<p>Teddy Bear Belly Breathing</p> <p>Lie with your back on the floor and put a soft toy on your belly. Breathe in and out slowly. Try and concentrate on the way your toy rises and falls with your breathing.</p>	<p>Mindful Drawing</p> <p>Draw a picture of something that makes you feel happy.</p>	<p>Helping Others</p> <p>Help someone at home without them asking you. How does this make you feel?</p>	<p>One Minute Mindful Listening</p> <p>Find a place in your house and sit down. Listen carefully to all the sounds around you for one minute. After a minute, write down all the sounds you heard.</p>	<p>One Minute Mindful Feeling</p> <p>Close your eyes and think about how you are feeling. Which word would you use? Happy? Sad? Excited? Nervous? Think about why you feel this way.</p>