














DOG KENNEL HILL PRIMARY SCHOOL
 Year 1 – Home Learning Weekly Timetable
Monday 22nd June – Friday 26th June



	Monday	Tuesday	Wednesday	Thursday	Friday												
English	<p>Reading 20mins https://www.oxfordowl.co.uk/api/interactives/29307.html Read along to the book 'The Radish Contest' Answer the questions on the back page.</p>	<p>Reading 20mins Choose a book from home to read and discuss. Can you choose a setting from the book and write a description on it?</p>	<p>Reading 20mins https://www.oxfordowl.co.uk/api/digital_books/1166.html Read the non-fiction book 'The Sweetcorn Salad'. Answer the questions on the back page.</p>	<p>Reading 20 mins https://vimeo.com/202797071 Listen to the author Mini Grey read her story 'Traction Man meets Turbo Dog'. Did you like the story? Could you write a book review and talk about the book?</p>	<p>Reading 20mins https://www.oxfordowl.co.uk/api/interactives/29247.html Read the story 'A hungry fox'. Answer the questions on the back page.</p>												
	<p>Phonics https://www.phonicsplay.co.uk/resources/phase/5/picnic-on-pluto Username: march20 Password: home Revise all of phase 5 –Picnic on Pluto game</p>	<p>Phonics Mr Thorne does Phonics: ow for /oa/ sound https://www.youtube.com/watch?v=Wot5CmStKIY&list=PLah11DN6jmbBHVCDDeYtWRqJcZLowiu9cv&index=51</p>	<p>Phonics https://www.phonicsplay.co.uk/resources/phase/5/sentence-substitution-ph5a Username: march20 Password: home Make your own sentences with Sentence Substitution game</p>	<p>Phonics Mr Thorne does Phonics: ph spelling for the /f/ sound https://www.youtube.com/watch?v=b6Keu6eiptc&list=PLah11DN6jmbBHVCDDeYtWRqJcZLowiu9cv&index=52</p>	<p>Phonics https://www.phonicsplay.co.uk/resources/phase/5/tricky-word-trucks Username: march20 Password: home Revise all of phase 5 – Tricky Word Trucks</p>												
	<p>Spelling Task Practise your spelling words by using 'say, look, spell, write, check':</p> <table border="1" style="margin-left: auto; margin-right: auto;"> <tr><td style="text-align: center;">some</td></tr> <tr><td style="text-align: center;">come</td></tr> <tr><td style="text-align: center;">little</td></tr> <tr><td style="text-align: center;">one</td></tr> </table>	some	come	little	one	<p>Handwriting Practise (Twinkl Common Exception Words) https://www.teachhandwriting.co.uk/continuous-cursive-refiners-choice-3.html Make sure you practise using your pre-cursive writing</p>	<p>Spelling Task Practise your spelling words by using 'say, look, spell, write, check':</p> <table border="1" style="margin-left: auto; margin-right: auto;"> <tr><td style="text-align: center;">they</td></tr> <tr><td style="text-align: center;">there</td></tr> <tr><td style="text-align: center;">their</td></tr> <tr><td style="text-align: center;">where</td></tr> </table>	they	there	their	where	<p>Handwriting Practise (Twinkl Common Exception Words) https://www.teachhandwriting.co.uk/continuous-cursive-refiners-choice-3.html Make sure you practise using your pre-cursive writing</p>	<p>Spelling Task Practise your spelling words by using 'say, look, spell, write, check':</p> <table border="1" style="margin-left: auto; margin-right: auto;"> <tr><td style="text-align: center;">oh</td></tr> <tr><td style="text-align: center;">Mr</td></tr> <tr><td style="text-align: center;">Mrs</td></tr> <tr><td style="text-align: center;">me</td></tr> </table>	oh	Mr	Mrs	me
	some																
come																	
little																	
one																	
they																	
there																	
their																	
where																	
oh																	
Mr																	
Mrs																	
me																	
<p> English Task – To sequence the story of Anansi. Please see Lesson 1 on the school website, under Year 1: http://dkh.org.uk/home-learning-resources/</p>	<p> English Task - To write a character description on Anansi. Please see Lesson 2 on the school website, under Year 1: http://dkh.org.uk/home-learning-resources/</p>	<p> English Task - To explore character using drama. Please see Lesson 3 on the school website, under Year 1: http://dkh.org.uk/home-learning-resources/</p>	<p> English Task – To write sentences describing the food in the story. Please see Lesson 4 on the school website, under Year 1: http://dkh.org.uk/home-learning-resources/</p>	<p> English Task - To write the story of Anansi. Please see Lesson 5 on the school website, under Year 1: http://dkh.org.uk/home-learning-resources/</p>													

Maths	Mental Arithmetic https://www.topmarks.co.uk/maths-games/hit-the-button Play 'Number Bonds' (up to 20)	Maths with Parents Task https://www.mathswithparents.com/ Oak Class Code: 409515 Birch Class Code: 580792 Complete set tasks	Mental Arithmetic https://mathsframe.co.uk/en/resources/resource/565/Maths-Goalie 'Maths Goalie' – Year 1- Subtraction from 20	Maths with Parents Task https://www.mathswithparents.com/ Oak Class Code: 409515 Birch Class Code: 580792 Complete set tasks	Mental Arithmetic https://www.topmarks.co.uk/maths-games/hit-the-button Play 'Doubles'.
	 Maths Task – Identifying halves of an object Please see Lesson 1 on the school website, under Year 1: http://dkh.org.uk/home-learning-resources/	 Maths Task – Identifying halves in a quantity Please see Lesson 2 on the school website, under Year 1: http://dkh.org.uk/home-learning-resources/	 Maths Task – Identifying quarters in an object Please see Lesson 3 on the school website, under Year 1: http://dkh.org.uk/home-learning-resources/	 Maths Task - Identifying quarters in a quantity Please see Lesson 4 on the school website, under Year 1: http://dkh.org.uk/home-learning-resources/	 Maths Task – Identifying quarters in a quantity Please see Lesson 5 on the school website, under Year 1: http://dkh.org.uk/home-learning-resources/
Indoor Exercise	JasmineActive https://home.jasmineactive.com/ Parent email: parent@dogkennelh-1.com Password: dogkennelh 'PE with Joe Wicks' https://www.youtube.com/user/thebodycoach1	JasmineActive https://home.jasmineactive.com/ Parent email: parent@dogkennelh-1.com Password: dogkennelh 'Breathing exercise – GoNoodle' https://family.gonoodle.com/activities/from-mindless-to-mindful	JasmineActive https://home.jasmineactive.com/ Parent email: parent@dogkennelh-1.com Password: dogkennelh 'PE with Joe Wicks' https://www.youtube.com/user/thebodycoach1	JasmineActive https://home.jasmineactive.com/ Parent email: parent@dogkennelh-1.com Password: dogkennelh 'Bee breathing' – GoNoodle' https://family.gonoodle.com/activities/bee-breath	JasmineActive https://home.jasmineactive.com/ Parent email: parent@dogkennelh-1.com Password: dogkennelh 'PE with Joe Wicks' https://www.youtube.com/user/thebodycoach1
	 Science https://classroom.thenationalacademy/lessons/how-do-trees-change-across-the-seasons Lesson: 'How do trees change across the seasons?'	 Spanish https://classroom.thenationalacademy/lessons/saying-your-age-in-spanish Can you remember how to say your age in Spanish?	 Geography https://www.bbc.co.uk/bitesize/articles/z6h2mfr 'Introduction to South America - Rio De Janeiro'	 Art/DT https://classroom.thenationalacademy/lessons/to-explore-tints-and-shades Lesson: 'To explore tints and shades'	ICT/Coding https://www.bbc.co.uk/bitesize/articles/zmp98xs Lesson: 'What is computer code?'
Project Work/ PSHE/ Citizenship	Espresso – Health and Fitness https://central.espresso.co.uk/espresso/modules/resource_box/health_fitness_ks1/page_3.html?source=subject-PSHE-KS1-Health%20%26%20wellbeing-Resource%20types Watch the information videos and have a go at some of the activities on this page about healthy eating. Activity – Can you have a go at drawing a healthy and well-balanced meal?				
Mindfulness / Wellbeing	Hot Chocolate Breathing Practise holding your imaginary cup of hot chocolate, breath in deeply and blow the steam away. Do this for 30 seconds. How do you feel? 	One Minute Mindful Eating Take a minute to focus on smells around you. It might be when there is cooking going on or when you are going for a walk. Focus on how many different smells you can identify. How did they make you feel? Did you have a favourite smell?	Practise 'Take 5' breathing Hold your hands out and spread your fingers. With the finger of the other hand, trace the outline of a finger breathing in through your nose as you trace up. Breathing out through your mouth as you trace down. Keep going at a steady pace. 	5 Senses Can you name: 5 things you can see 4 things you can feel 3 things you can hear 2 things you can smell 1 thing you can taste	Pencil Disco Take a pencil and hold it above a piece of paper. Play some music and close your eyes. As the music plays, allow the hand holding the pencil to move across in time with the music. Take a look at your creation! 