



DOG KENNEL HILL PRIMARY SCHOOL

School Closure Weekly Timetable

Year 2: Week beginning 15th June



	Monday	Tuesday	Wednesday	Thursday	Friday
English Phonicsplay Username: march20 Password: home	Reading/Comprehension Task: 20-30 mins https://home.oxfordowl.co.uk/reading/ Choose a story to read and then retell it to someone in your home Phonics: https://www.bbc.co.uk/games/embed/karate-cats Play the "Karate Cats" game and earn a white belt. Spelling Task: https://spellingframe.co.uk/spelling-rule/79/2-The-sound-spelt-as-ge-and-dge-at-the-end-of-word Play one of the "spelling tiles" games to practise the /dʒ/ sound spelt as ge and dge at the end of words. Writing Task: https://classroom.thenational.academy/lessons/the-firework-makers-daughter-to-retrieve-information-	Reading/Comprehension Task: 20-30 mins Choose a book and read it to someone in your home. Ask a family member to ask you 3 questions about the book/pages. Phonics: https://www.bbc.co.uk/games/embed/karate-cats Play the "Karate Cats" game and try to earn a yellow belt. Handwriting practice: https://www.teachhandwriting.co.uk/continuous-cursive-refiners-choice-3.html Then, practise joining up the following words from yesterday's game: jar, jacket, join, jog gem Writing Task: https://classroom.thenational.academy/lessons/the-firework-makers-daughter-to-retrieve-information-	Reading/Comprehension Task: 20-30 mins https://home.oxfordowl.co.uk/reading/ Re-read the story you chose on Monday and make up questions that you could ask about the story Phonics: https://www.bbc.co.uk/games/embed/karate-cats Play the "Karate Cats" game and work hard to earn an orange belt in the dojo. Spelling Task: https://spellingframe.co.uk/spelling-rule/79/2-The-sound-spelt-as-ge-and-dge-at-the-end-of-word Play a different "spelling tiles" game to practise the /dʒ/ sound spelt as ge and dge at the end of words. Writing Task: https://classroom.thenational.academy/lessons/to-identify-syllables/	Reading/Comprehension Task: 20-30 mins Choose a book and read it to someone in your home Can you create 2 multiple choice question of your own? Phonics: https://www.bbc.co.uk/games/embed/karate-cats Play the "Karate Cats" game and work towards becoming a karate master by earning a green belt. Handwriting practise https://www.teachhandwriting.co.uk/continuous-cursive-refiners-choice-3.html Then, practise joining up the following words from yesterday's game: giant, giraffe, magic, adjust, energy Writing Task: https://classroom.thenational.academy/lessons/to-identify-the-key-features-of-a-haiku/	Reading/Comprehension Task: 20-30 mins https://home.oxfordowl.co.uk/reading/ Use the story you chose on Monday and ask someone in your house to ask you some 'Why...?' questions about the story Phonics: https://www.bbc.co.uk/games/embed/karate-cats Try your best to earn a blue belt on the "Karate Cats" game. You will soon be a karate sensei! Spelling Task: ask someone in your house to test you on any 5 of the words you have learnt this week. Writing Task: https://classroom.thenational.academy/lessons/to-write-a-haiku/

	202c7a/ <u>Genre focus: Poem (Haiku)</u> <p>In this lesson, we are going to be retrieving information from Chapter Three of The Firework Maker's Daughter. We will be reading pages 45-49. You will need a piece of paper and a pencil.</p>	3a40c4/ <p>In this lesson, we are going to be making inferences from Chapter Three of The Firework Maker's Daughter. We will be reading pages 50-54. You will need a piece of paper and a pencil.</p>	<p>In this lesson, we will be learning how to identify syllables in words and sentences. We will be using the clapping method to do this. You will need a piece of paper and a pencil.</p>	<p>In this lesson, we will be identifying the key features of a Haiku. This will help you when you come to write your own Haiku in Lesson 5. You will need a piece of paper and a pencil.</p>	<p>Today, it is finally time to write your own Haiku! You will need a piece of paper, a pencil and your work from yesterday.</p> <p>Challenge: Edit your writing. Check that you have:</p> <ul style="list-style-type: none"> -used full stops and capital letters correctly -used ! and ? correctly -spelled all Year 2 common exception words correctly -used the past tense -used conjunctions (and, but, so, when, if that, because)
Maths	<p>Times Tables Rock Stars https://play.ttrockstars.com/</p> <p>Maths Task: https://classroom.thenational.academy/lessons/to-identify-shapes-by-the-number-of-sides-and-vertices</p> <p>In this lesson, we will be naming 2-D shapes and describing their properties!</p>	<p>Mental Arithmetic https://www.topmarks.co.uk/maths-games/daily10 Choose one of the games to play...</p> <p>Maths with Parents: https://www.mathswithparents.com/</p>	<p>Times Tables Rock Stars https://play.ttrockstars.com/</p> <p>Maths Task: https://classroom.thenational.academy/lessons/to-identify-right-angles-in-shapes/</p> <p>In this lesson, we will learn what a right angle is and identify right angles in 2-D shapes.</p>	<p>Mental Arithmetic https://www.topmarks.co.uk/maths-games/daily10 Choose one of the games to play...</p> <p>Maths with Parents: https://www.mathswithparents.com/</p>	<p>Times Tables Rock Stars https://play.ttrockstars.com/</p> <p>Maths Task: https://classroom.thenational.academy/lessons/to-recognise-lines-of-symmetry-within-2-d-shapes/</p> <p>Today, we will be discussing what symmetry is. We will identify lines of symmetry within shapes.</p>
Indoor Exercise	<p>Joe Wicks https://www.youtube.com/channel/UCAxW1XT0iEJo0TYIRfn6rYQ</p> <p>PE Network: Multi Sports Challenges: Standing Long Jump</p> <ul style="list-style-type: none"> - Line up a measuring tape to a mat (if you have one) 	<p>Joe Wicks https://www.youtube.com/channel/UCAxW1XT0iEJo0TYIRfn6rYQ</p> <p>PE Network: Multi Sports Challenges: Wall Ball</p> <ul style="list-style-type: none"> - Stand at least 1m away from a wall 	<p>Joe Wicks https://www.youtube.com/channel/UCAxW1XT0iEJo0TYIRfn6rYQ</p> <p>PE Network: Multi Sports Challenges: Space Ball</p> <ul style="list-style-type: none"> - Find a suitable space - How many times can you 	<p>Joe Wicks https://www.youtube.com/channel/UCAxW1XT0iEJo0TYIRfn6rYQ</p> <p>PE Network: Multi Sports Challenges: Squat Balance</p> <ul style="list-style-type: none"> - Find a suitable space - How many squats can you do in 30 seconds while 	<p>Joe Wicks https://www.youtube.com/channel/UCAxW1XT0iEJo0TYIRfn6rYQ</p> <p>PE Network: Multi Sports Challenges: Speed Bounce</p> <ul style="list-style-type: none"> - Find a suitable space - How many times can you

<p>and mark out a take-off line with cones/ flat line markers/socks</p> <ul style="list-style-type: none"> - Stand with both feet together behind the take off line. - Jump as far as possible from a standing position with a two footed take off. <p>https://www.youtube.com/watch?v=KhBg9GXCC60</p> <p>Record your distance. You can have 3 attempts!</p> <p>Challenge: How many squats can you do in 1 minute?</p>	<ul style="list-style-type: none"> - How many times can you throw and catch the ball against the wall in 30 seconds? - Must be a two hand throw to two hand catch <p>https://www.youtube.com/watch?v=dmED_upO9FA</p> <p>Record your score. You can have 3 attempts!</p> <p>Challenge: How many star jumps can you do in 1 minute?</p>	<p>pass a ball around your waist in 30 seconds? - Try to swap hands as the ball goes behind your back</p> <p>https://www.youtube.com/watch?v=7n8SJqMNcoA</p> <p>Record your score. You can have 3 tries!</p> <p>Challenge: How many mountain climbers can you do in 1 minute?</p>	<p>balancing a piece of equipment on your head?</p> <ul style="list-style-type: none"> - When squatting, bend your knees and sit back, pushing your bottom towards the floor - If you drop the piece of equipment carry on - Record score and try to beat your score next time <p>https://www.youtube.com/channel/UCd-5-_laythpuLFx2MAQNLA/videos</p> <p>You can have 3 tries!</p> <p>Challenge: How many push ups can you do in 1 minute?</p>	<p>repeatedly hit a tennis ball/rolled up socks in the air with the palm of your hands before it touches the floor?</p> <ul style="list-style-type: none"> - Make sure you don't catch the ball in your hand. It must be one continuous movement - Record score and try to beat your score next time <p>Record your score. You can have 5 tries!</p> <p>https://www.youtube.com/watch?v=2sD9nL1DE38</p> <p>Challenge: How many sit ups can you do in 1 minute?</p>
---	--	--	--	---



With the recent events about Black History and 'Black Lives Matter'. This week our foundation subjects will be focusing on this. Your work can also go towards this competition!

Competition: <https://www.100greatblackbritons.co.uk/competition.html>

Children under 16. We want you to use the resources below and look at the biographies of the Great Black Britons nominated on www.100greatblackbritons.com You can choose one or several Great Black Britons. You then need to create a unique and innovative project to celebrate their work and legacy. This could be:

- for a presentation (examples could include a slide presentation, a short film, a speech, poetry, a drama or dance performance)
- for a display (such as artwork, photography, sculpture)
- a project or campaign (such as recorded interviews, a magazine, a music project)
- any other way of promoting the stories of Great Black Britons (perhaps a social media campaign, website design, posters)
- The winning projects will be the ones that are the most innovative and that clearly show why the chosen Great Black Britons were important.

All projects must focus on one or more Great Black Britons featured on the website, or nominees that the campaign should have considered since 2004. Judges will need to see your work so don't forget to send a picture or a video of your project!

Foundation Subjects	History In this lesson, I would like for you to research one of the following: <ul style="list-style-type: none"> • Mary Seacole • Rosa Parks • Harriet Tubman • Lilian Bader • Malcom X • Martin Luther King Can you create a poster? Can you compare two?	Science In this lesson, I would like for you to research a black Inventor. Choose from the following and find out what they made. <ul style="list-style-type: none"> • Frederick M. Jones (1949) • G. Cook (1899) • Charles Drew (1945) • Alexander Miles (1867) • Lewis Latimer (1867) • Robert Flemming Jr (1886) You can draw a poster, create a PowerPoint or even a fact file. You could use or find your own inventor!	Geography In this lesson, we are going to be looking at the Windrush Journey. Please see attachable sheets below.	Art/D.T. In this I would like you to create a portrait of one the following: <ul style="list-style-type: none"> • Allan Glaisyer Minns • John Richard Archer https://www.100greatblackbritons.co.uk/docs/introductiontoblackleadersinbritain.pdf	Spanish https://classroom.thenational.academy/lessons/saying-your-age-in-spanish-d529c4 In this lesson we will recap our alphabet and numbers. We will then go on to learning numbers 1-10 and we will learn how to say our age in Spanish! For this lesson you will need some paper and a pen or pencil.
Mindfulness/ Wellbeing	One Minute Mindful Seeing Find a place where there are lots of things to see. For e.g. out of a window. For one minute, observe all the things you can see and make a list. Is there anything new that you've noticed that you haven't seen before?	Practise Star Breathing Start at a point on a star, follow your way around with your finger breathing slowly and holding your breaths at the points. 	One Minute Mindful Smelling Take a minute to focus on smells around you. It might be when there is cooking going on or when you are going for a walk. Focus on how many different smells you can identify. How did they make you feel? Did you have a favourite smell?	Teddy Bear Belly Breathing Lie with your back on the floor and put a soft toy on your belly. Breathe in and out slowly. Try and concentrate on the way your toy rises and falls with your breathing.	Practise 'Take 5' Breathing Hold your hands out and spread your fingers. With the finger of the other hand, trace the outline of a finger breathing in through your nose as you trace up. Breathing out through your mouth as you trace down. Keep going at a steady pace. 

English Printable: To be used alongside the video.

Lesson 1

What a foolish old man I am!’

‘Yes,’ said Chulak. ‘Still, never mind. We’ll find her. Come on, Hamlet!’

And they set off. Lalchand stood watching them for a minute, until they’d disappeared in the dark streets.

But someone was watching Lalchand.

One of the slaves who’d come to play Elephant’s Footsteps was hiding under a bush nearby; and as soon as he realized what he’d seen, he began to tremble. Helping the White Elephant to escape was a terrible crime. There’d be a terrible punishment – and there might be a great reward for the person who pointed out the criminal.

So when Lalchand began to trudge homewards, the slave silently followed him to find out who he was and where he lived.

Chulak and Hamlet walked all night, and when morning came they slept in a little

45

valley under some thick trees. They woke up in the afternoon and, while Hamlet browsed on the leaves, Chulak went to the nearest village to ask the way to the Emerald Lake. He came back with an armful of bananas and some news.

‘Guess what, Hamlet?’ We’re in luck! This is the night of the Full Moon. The Water Goddess comes out of the lake and grants people’s wishes. Couldn’t be better, my boy! Finish your leaves and let’s be moving.’



46



They weren't the only people going to the Emerald Lake. The jungle paths were busy with families carrying picnic baskets, and even a troop of monkeys was heading in the same direction. Just before the sun set, Chulak and Hamlet saw a young man busily pinning up notices on the trees beside the path.

Chulak was about to read one when the young man caught sight of him.

'Hey! I know you!' he said. 'And him . . .'

'We know lots of people,' said Chulak. 'Is this the right way for the Emerald Lake?'


'Just along there. Here, can I . . .?' The young man looked bashful.

Chulak knew what he wanted.

'Kneel down, Hamlet,' he said. 'Customer.'

Hamlet couldn't say anything with the young man there, but he gave Chulak a severe look as he knelt down. The young

man daubed something on Hamlet's side with a stick and some mud, and gave Chulak a coin.



'Thanks!' he said. 'Wait till I tell the boss!'

And he ran off. Chulak read what he'd written:

EAT AT RAMBASHI'S JUNGLE GRILL

'Rambashi?' Chulak said, 'I've got an



Uncle Rambashi. He used to be a chicken farmer.'

The notices on the trees were advertising the Jungle Grill as well. It was opening that very night, and there were meals at half-price if you brought in a voucher from one of the notices.

'It'll be nice to see Uncle Rambashi again,' Chulak said. 'Come on, it'll be dark in a minute.'

They hurried on. Soon they came out on the shores of the Emerald Lake. Under the trees at the edge of the water there stood some houses on stilts, with cooking fires and coloured lanterns, and as the tropical darkness covered the sky in less than five minutes, Chulak and Hamlet entered the village.

Naturally, a white elephant with an advertisement written on him caused a sensation, and soon Chulak and Hamlet



1) Why did the slave follow Lalchand? (Page 45)
Choose **two** reasons.

Option 1

He wanted to find the White Elephant.

Option 2

Stealing the White Elephant was a crime.

Option 3

He wanted a reward.

Option 4

He wanted to warn Lalchand.

5

2) Write *True* or *False* next to each of the following statements.

1	Chulak and Hamlet will not see the Water Goddess. (Page 46)	
2	Only Chulak and Hamlet are travelling to the Emerald Lake. (Page 47)	
3	The young man wanted to write a message on the White Elephant. (Page 47)	
4	Rambashi is Chulak's uncle. (Page 48 - 49)	

6

Lesson 2

were being followed by a crowd of excited children and some older people with nothing else to do. Even the troupe of dancers getting into their costumes for the ceremony couldn't resist, and the dancing-mistress had to run after them with her mouth full of safety pins to pull them back and scold them.

'Which way to Rambashi's Jungle Grill?' Chulak asked, and someone pointed along the shore to where a wooden building stood on stilts over the water. There was a terrace with coloured flags, and tables with checkered tablecloths, and lamps made out of wine bottles, and a cloud of smoke was coming from the kitchen, with the sounds of sizzling and bubbling and the smell of grilling meat and fish and spices.

'Just in time, Hamlet! What d'you think of that? And that's Uncle Rambashi!' said Chulak.

50

Rambashi, wearing a white apron over his tartan sarong, was ushering some customers on to the terrace when he saw Chulak.

'Chulak! My boy! How delightful to see you! And your – your friend – your pet – this excellent mobile advertising billboard! Come in, dear boy! Voucher? Oh, don't bother with that. Free food for everyone, in honour of the Ceremony of the Full Moon! (Of course I'll lose money on it, but we'll soon make it up. Wonderful publicity). Yes, that's right, ladies and gentlemen! Free meals tonight!'

'What about us?' said a waiter. 'When do we get our supper?'

'Customers first,' said Rambashi. 'You and the boys can have as much as you like later on.'

'I thought you were in the chicken business?' said Chulak, tucking in to a big plate of prawns and rice in satay sauce.

51



‘Yes, but I had to give that up. I felt sorry for the hens, Chulak. So we took to the transport business for a while – river taxi, you know, with some freelance work on the side – but then came the opportunity to invest in the restaurant trade – where my talents truly lie, Chulak! – Yes, madam, our grilled lake trout is exquisite tonight – may I suggest some saffron rice to accompany it? and a flask of jasmine wine? Yes, all free! No charge! Compliments of the house . . .’

The Jungle Grill was certainly doing good business – or would have been, if Rambashi had been charging for it.

‘I hope he knows what he’s doing, Hamlet,’ Chulak said, as the elephant browsed quietly on the banyan tree that overspread the terrace. ‘He reckons it’ll be such good publicity that they’ll come back when he starts charging. I’m not so sure.

52

Still, the food’s good. Smoky, but tasty.’

Rambashi’s cook was having trouble with the grill, which he kept having to throw water over when it got too hot. Clouds of smoke and steam kept billowing out, and the waiters rushed to and fro with full plates and dirty plates and flasks of wine and menus and coconuts full of ice cream.

Meanwhile, the village elders were preparing the lakeshore for the Full Moon ceremony. Chulak and Hamlet, full of supper, wandered along to have a look. The sand was swept and smoothed, lanterns were hung in the trees, and blossoms of all colours were scattered on the water. The path from the temple to the lake was crowded several deep on either side, and Chulak had to climb on Hamlet’s back in order to see.

Then the ceremony began. A great drum

53



sounded three times, and an orchestra began to play: gongs and xylophones and drums and cymbals and flutes. A line of dancers came out of the temple and swayed down the path towards the lake, their fingernails snapping and flicking like fireflies and their golden skirts shimmering in the lantern light.

The headman of the village struck a light and lit a scented candle in a paper boat, which he floated out on to the lake. The incense made the air sweet and rich. Very soon other paper boats were floating out to join it, and then a little child pointed at the tree tops on the far side of the dark lake and said: 'Moon!'

The full moon was rising. And as it rose the music rose too, the gongs and the xylophones and the cymbals all summoning the Goddess from the lake.



1) Read the first paragraph of **Page 50**. Find and copy **one** word which shows the dancers were being 'told off'.

Write

Correction

5



Google Slides

2) Write down **two** sounds that were coming from the kitchen. (**Page 50**)

Write

1. _____
2. _____

Correction

1. _____
2. _____

6



Google Slides

3) 'The path from the temple to the lake was crowded several deep on either side' (**Page 53**)

This means... choose **one**.

Option 1

There were a lot of people on the path.

Option 3

Lots of people were in the lake.

Option 2

The water was very deep.



4) Find and copy **one** word that describes the dancers' skirts. (**Page 54**)

Write

Correction



Lesson 5

A **Haiku** is a **poem** about a noun - a thing, person, place or animal.

A **Haiku** is a specific type of Japanese poem.

A **Haiku** has a set number of syllables in each line.

3 Images from InPrint

Slide 3



The sun shines brightly

5

and fills the world with brightness

7


lighting up our earth

5

4 Images from InPrint

Slide 4





elephant



monkey



tiger



crocodile



Star Words

elephant
snake
leopard
crocodile
monkey
tiger



Check & Edit



Press  to exit full screen

Is your Haiku made up of **3** lines?

Does the first line have **5** syllables?

Does the second line have **7** syllables?

Does the last line have **5** syllables?

7

Images from InPrint



Slide 7



Google Slides

Mathematics Printable: To be used alongside the video.

Lesson 1

1. I have four straight sides, which are of equal length. I have four vertices. What am I?
2. I have three straight sides. I have three vertices. What am I?
3. I have four straight sides. I have four vertices. My opposite sides are of the same length. What am I?
4. I have six straight sides. I have six vertices. What am I?
5. I have one straight side. I have one curved side. What am I?

Write your answers on a piece of paper.

Lesson 2



Lesson 3

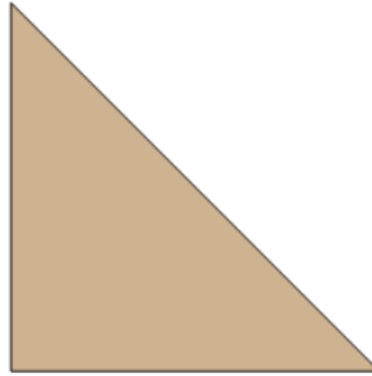
1.




2.



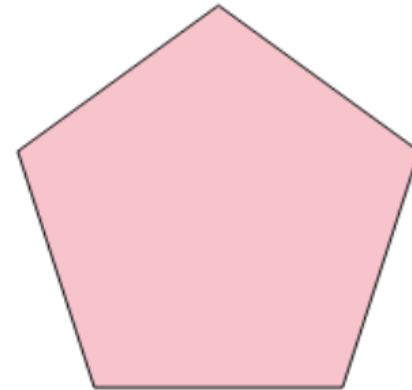
3.



4.



5.



Slide 1



Google Slides

SS Empire Windrush

A Memorable Journey

On June 22nd 1948, MV Empire Windrush disembarked at Tilbury Docks in Essex. The ship had made an 8,000 mile journey from the Caribbean to London with 492 passengers destined for new lives in the 'mother country.' SS Windrush started at Trinidad then headed towards Kingston, Jamaica and then north up the Caribbean via Tampico, Havana, Cuba and Bermuda then over the Atlantic Ocean to Tilbury, England.

Use an atlas to complete the activities.

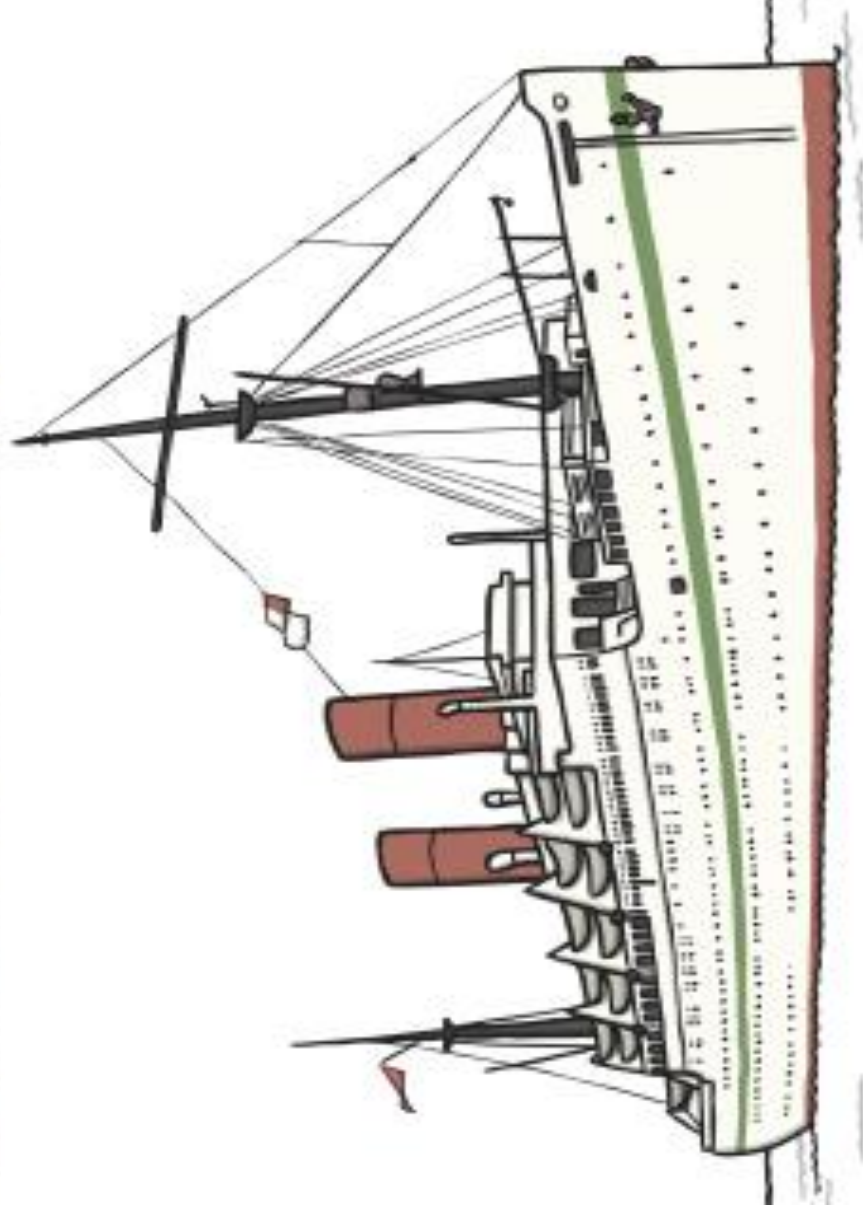
The Journey of SS Windrush

1. Use your atlas to locate and label the town and country where SS Empire Windrush started its journey.
2. Use your atlas to locate and label the countries which SS Empire Windrush passed on the journey to Tilbury, England.
3. Label the ocean the SS Empire Windrush crossed.
4. Use your atlas to label the town and country where SS Empire Windrush docked.

Challenge

Use the internet to find out key facts about the countries already located and labelled.

Key facts: population, language, currency, Head of State, climate, exported goods, imported goods.



Map of the World

