

# Wednesday

24th June

LO: To include prepositions in descriptive sentences.

# Spellings

Words ending **-sion**. Did you find any of these on Monday?

division

invasion

confusion

decision

collision

television

Check you understand the meaning of these words. Use a dictionary or ask an adult to help you. Practise spelling them using this word search game:

[https://www.spellzone.com/word\\_lists/games-132.htm](https://www.spellzone.com/word_lists/games-132.htm)

# Writing

Quick reminder...

What is onomatopoeia?

What is a preposition?

# Onomatopoeia

- A word that when said out loud, sounds like the noise it makes.



# Preposition

Words that tells you where something is in relation to something else.



Inside



On top of



In front of



Next door to

Today, you will be using onomatopoeia and prepositions to write about your own crazy street – crazier than Lizard Street!

Look at these buildings...



Here they are again, on this slide and the next.

Cut them out and put them in an order to make your own street!










Now that you have them in order, give them all an onomatopoeia word showing the sound they might make. For example:



Creak!

# Now, write about your street:

- Name your street.
- Follow the order that you have placed them in
- Use the prepositions you have been learning about to explain to the reader where each building is in relation to each other.
- Include your onomatopoeia.

	Challenge 1 – try to do all 4 steps bullet pointed above
	Challenge 2 – As with challenge 1, and include prepositions to describe what is there in relation to 1 of the buildings (e.g. in front of the building was a path.)
	Challenge 3 – As with 1 and include prepositions to describe what is there in relation to each of the buildings

# A little idea to get you started

\_\_\_\_\_ (**name of street**) was a strange street. The first building, at the top of the street, was the balancing house. Underneath most of it was empty air! Every few hours a creak could be heard. Next to it...

Outside

Around the corner

Next to that

Underneath

In between

Above

Inside

At the other end