














**DOG KENNEL HILL PRIMARY SCHOOL**  
 Year 1 – Home Learning Weekly Timetable  
**Monday 15<sup>th</sup> June – Friday 19<sup>th</sup> June**



	<b>Monday</b>	<b>Tuesday</b>	<b>Wednesday</b>	<b>Thursday</b>	<b>Friday</b>														
<b>English</b>	<b>Reading</b> 20mins <a href="https://www.oxfordowl.co.uk/api/interactives/29291.html">https://www.oxfordowl.co.uk/api/interactives/29291.html</a> Read along to the book 'Up in the air'	<b>Reading</b> 20mins Choose a book from home to read and discuss. What do you think happens next once the story ends?	<b>Reading</b> 20mins <a href="https://www.oxfordowl.co.uk/api/interactives/29271.html">https://www.oxfordowl.co.uk/api/interactives/29271.html</a> Listen and read along to the story of <i>What can baby do?</i>	<b>Reading</b> 20 mins <a href="https://clpe.org.uk/powerofpictures/lucas-david">https://clpe.org.uk/powerofpictures/lucas-david</a> Listen to the author read the story 'Grendel'. Do you think Grendel should have made the wish?	<b>Reading</b> 20mins <a href="https://www.oxfordowl.co.uk/api/digital_books/1289.html">https://www.oxfordowl.co.uk/api/digital_books/1289.html</a> Read and learn about Julia Donaldson, the author of the Gruffalo.														
	<b>Phonics</b> <a href="https://www.phonicsplay.co.uk/resources/phase/5/dragons-den">https://www.phonicsplay.co.uk/resources/phase/5/dragons-den</a> Username: march20 Password: home Revise all of phase 5 –Dragons Den game	<b>Phonics</b> Mr Thorne does Phonics: <b>'ou' for 'u'-sound</b> <a href="https://www.youtube.com/watch?v=eLy2FD7NAAY&amp;list=PLqh11DN6jmbBHVCDDeYtWRgJcZLowiu9cv&amp;index=49">https://www.youtube.com/watch?v=eLy2FD7NAAY&amp;list=PLqh11DN6jmbBHVCDDeYtWRgJcZLowiu9cv&amp;index=49</a>	<b>Phonics</b> <a href="https://www.phonicsplay.co.uk/resources/phase/5/tricky-word-trucks">https://www.phonicsplay.co.uk/resources/phase/5/tricky-word-trucks</a> Username: march20 Password: home Revise all of phase 5 – Tricky Word Trucks	<b>Phonics</b> Mr Thorne does Phonics: <b>'ou' for 'ow'-sound</b> <a href="https://www.youtube.com/watch?v=z9NacU6ccz0&amp;list=PLqh11DN6jmbBHVCDDeYtWRgJcZLowiu9cv&amp;index=50">https://www.youtube.com/watch?v=z9NacU6ccz0&amp;list=PLqh11DN6jmbBHVCDDeYtWRgJcZLowiu9cv&amp;index=50</a>	<b>Phonics</b> <a href="https://www.phonicsplay.co.uk/resources/phase/5/sentence-substitution-ph5a">https://www.phonicsplay.co.uk/resources/phase/5/sentence-substitution-ph5a</a> Username: march20 Password: home Make your own sentences with Sentence Substitution game														
	<b>Spelling Task</b> Practise your spelling words by using 'say, look, spell, write, check': <table border="1" style="margin-left: auto; margin-right: auto;"> <tr><td style="text-align: center;">friend</td></tr> <tr><td style="text-align: center;">school</td></tr> <tr><td style="text-align: center;">put</td></tr> <tr><td style="text-align: center;">push</td></tr> <tr><td style="text-align: center;">pull</td></tr> </table>	friend	school	put	push	pull	<b>Handwriting Practise</b> (Twinkl Common Exception Words) <a href="https://www.teachhandwriting.co.uk/continuous-cursive-refiners-choice-3.html">https://www.teachhandwriting.co.uk/continuous-cursive-refiners-choice-3.html</a> Make sure you practise using your pre-cursive writing	<b>Spelling Task</b> Practise your spelling words by using 'say, look, spell, write, check': <table border="1" style="margin-left: auto; margin-right: auto;"> <tr><td style="text-align: center;">full</td></tr> <tr><td style="text-align: center;">house</td></tr> <tr><td style="text-align: center;">car</td></tr> <tr><td style="text-align: center;">they</td></tr> </table>	full	house	car	they	<b>Handwriting Practise</b> (Twinkl Common Exception Words) <a href="https://www.teachhandwriting.co.uk/continuous-cursive-refiners-choice-3.html">https://www.teachhandwriting.co.uk/continuous-cursive-refiners-choice-3.html</a> Make sure you practise using your pre-cursive writing	<b>Spelling Task</b> Practise your spelling words by using 'say, look, spell, write, check': <table border="1" style="margin-left: auto; margin-right: auto;"> <tr><td style="text-align: center;">said</td></tr> <tr><td style="text-align: center;">can</td></tr> <tr><td style="text-align: center;">little</td></tr> <tr><td style="text-align: center;">into</td></tr> <tr><td style="text-align: center;">too</td></tr> </table>	said	can	little	into	too
	friend																		
school																			
put																			
push																			
pull																			
full																			
house																			
car																			
they																			
said																			
can																			
little																			
into																			
too																			
<b>English Task – To sequence the story of Goldilocks.</b>  Please see Lesson 1 on the school website, under Year 1:  <a href="http://dkh.org.uk/home-learning-resources/">http://dkh.org.uk/home-learning-resources/</a>	<b>English Task - To write a character description on Goldilocks.</b>  Please see Lesson 2 on the school website, under Year 1:  <a href="http://dkh.org.uk/home-learning-resources/">http://dkh.org.uk/home-learning-resources/</a>	<b>English Task - To explore character using drama.</b>  Please see Lesson 3 on the school website, under Year 1:  <a href="http://dkh.org.uk/home-learning-resources/">http://dkh.org.uk/home-learning-resources/</a>	<b>English Task - To write the story of Goldilocks.</b>  Please see Lesson 4 on the school website, under Year 1:  <a href="http://dkh.org.uk/home-learning-resources/">http://dkh.org.uk/home-learning-resources/</a>	<b>English Task - To write the story of Goldilocks.</b>  Please see Lesson 5 on the school website, under Year 1:  <a href="http://dkh.org.uk/home-learning-resources/">http://dkh.org.uk/home-learning-resources/</a>															

<b>Maths</b>	<b>Mental Arithmetic</b> <a href="https://www.bbc.co.uk/bitesize/topics/zjkphbk/articles/zf4sscw">https://www.bbc.co.uk/bitesize/topics/zjkphbk/articles/zf4sscw</a> Karate Cat's Maths	<b>Maths with Parents Task</b> <a href="https://www.mathswithparents.com/">https://www.mathswithparents.com/</a> Oak Class Code: 409515 Birch Class Code: 580792 Complete set tasks	<b>Mental Arithmetic</b> <a href="https://mathsframe.co.uk/en/resources/resource/565/Maths-Goalie">https://mathsframe.co.uk/en/resources/resource/565/Maths-Goalie</a> 'Maths Goalie' – Year 1-Doubles to 10	<b>Maths with Parents Task</b> <a href="https://www.mathswithparents.com/">https://www.mathswithparents.com/</a> Oak Class Code: 409515 Birch Class Code: 580792 Complete set tasks	<b>Mental Arithmetic</b> <a href="https://mathsframe.co.uk/en/resources/resource/565/Maths-Goalie">https://mathsframe.co.uk/en/resources/resource/565/Maths-Goalie</a> 'Maths Goalie' – Year 1-Doubles to 10
	 <b>Maths Task - Making arrays</b> Please see Lesson 1 on the school website, under Year 1: <a href="http://dkh.org.uk/home-learning-resources/">http://dkh.org.uk/home-learning-resources/</a>	 <b>Maths Task - Making doubles</b> Please see Lesson 2 on the school website, under Year 1: <a href="http://dkh.org.uk/home-learning-resources/">http://dkh.org.uk/home-learning-resources/</a>	 <b>Maths Task - Make equal groups-grouping</b> Please see Lesson 3 on the school website, under Year 1: <a href="http://dkh.org.uk/home-learning-resources/">http://dkh.org.uk/home-learning-resources/</a>	 <b>Maths Task - Make equal groups-sharing</b> Please see Lesson 4 on the school website, under Year 1: <a href="http://dkh.org.uk/home-learning-resources/">http://dkh.org.uk/home-learning-resources/</a>	 <b>Maths Task - Make equal groups-sharing</b> Please see Lesson 5 on the school website, under Year 1: <a href="http://dkh.org.uk/home-learning-resources/">http://dkh.org.uk/home-learning-resources/</a>
<b>Indoor Exercise</b>	<b>JasmineActive</b> <a href="https://home.iasmineactive.com/">https://home.iasmineactive.com/</a> Parent email: <a href="mailto:parent@dogkennelh-1.com">parent@dogkennelh-1.com</a> Password: dogkennelh	<b>JasmineActive</b> <a href="https://home.iasmineactive.com/">https://home.iasmineactive.com/</a> Parent email: <a href="mailto:parent@dogkennelh-1.com">parent@dogkennelh-1.com</a> Password: dogkennelh	<b>JasmineActive</b> <a href="https://home.iasmineactive.com/">https://home.iasmineactive.com/</a> Parent email: <a href="mailto:parent@dogkennelh-1.com">parent@dogkennelh-1.com</a> Password: dogkennelh	<b>JasmineActive</b> <a href="https://home.iasmineactive.com/">https://home.iasmineactive.com/</a> Parent email: <a href="mailto:parent@dogkennelh-1.com">parent@dogkennelh-1.com</a> Password: dogkennelh	<b>JasmineActive</b> <a href="https://home.iasmineactive.com/">https://home.iasmineactive.com/</a> Parent email: <a href="mailto:parent@dogkennelh-1.com">parent@dogkennelh-1.com</a> Password: dogkennelh
	<b>'PE with Joe Wicks'</b> <a href="https://www.youtube.com/user/thebodycoach1">https://www.youtube.com/user/thebodycoach1</a>	<b>'PE with Joe Wicks'</b> <a href="https://www.youtube.com/user/thebodycoach1">https://www.youtube.com/user/thebodycoach1</a>	<b>'PE with Joe Wicks'</b> <a href="https://www.youtube.com/user/thebodycoach1">https://www.youtube.com/user/thebodycoach1</a>	<b>'PE with Joe Wicks'</b> <a href="https://www.youtube.com/user/thebodycoach1">https://www.youtube.com/user/thebodycoach1</a>	<b>'PE with Joe Wicks'</b> <a href="https://www.youtube.com/user/thebodycoach1">https://www.youtube.com/user/thebodycoach1</a>
<b>Foundation Subjects</b>	 <b>Science</b> Look at 'Terrific Trees' powerpoint on school website under Year 1 Home Learning. With an adult, see if you can identify what trees are in your local area by looking at the leaves.	 <b>Spanish</b> <a href="https://classroom.thenational.academy/lessons/introducing-yourself-in-spanish/">https://classroom.thenational.academy/lessons/introducing-yourself-in-spanish/</a> Can you remember how to introduce yourself in Spanish?	 <b>Geography</b> 'Introduction to Oceania-Australia' <a href="https://www.bbc.co.uk/bitesize/articles/zdk26v4">https://www.bbc.co.uk/bitesize/articles/zdk26v4</a>	 <b>Art/DT</b> <a href="https://classroom.thenational.academy/lessons/to-build-a-terrarium/">https://classroom.thenational.academy/lessons/to-build-a-terrarium/</a> Lesson: 'To build a terrarium'	<b>ICT/Coding</b> <a href="https://www.bbc.co.uk/bitesize/topics/z3tbwmn/articles/ztgja6f">https://www.bbc.co.uk/bitesize/topics/z3tbwmn/articles/ztgja6f</a> Lesson: 'What are computer bugs?'
	<b>Project Work/ PSHE/ Citizenship</b>	 <b>PSHE: Respecting Differences</b> <a href="https://www.bbc.co.uk/bitesize/clips/zwxqxn">https://www.bbc.co.uk/bitesize/clips/zwxqxn</a> Watch the video and think about how many different words/phrases you know in a different language. Think about people around you (in school, community, friends etc) who may speak other languages and how we celebrate different cultural events.			
<b>Mindfulness / Wellbeing</b>	<b>One Minute Mindful Seeing</b> Find a place where there are lots of things to see. For e.g. out of a window. For one minute, observe all the things you can see and make a list. Is there anything new that you've noticed that you haven't seen before?	<b>Practise Star Breathing</b> Start at a point on a star, follow your way around with your finger breathing slowly and holding your breaths at the points. 	<b>One Minute Mindful Smelling</b> Take a minute to focus on smells around you. It might be when there is cooking going on or when you are going for a walk. Focus on how many different smells you can identify. How did they make you feel? Did you have a favourite smell?	<b>Teddy Bear Belly Breathing</b> Lie with your back on the floor and put a soft toy on your belly. Breathe in and out slowly. Try and concentrate on the way your toy rises and falls with your breathing.	<b>Practise 'Take 5' Breathing</b> Hold your hands out and spread your fingers. With the finger of the other hand, trace the outline of a finger breathing in through your nose as you trace up. Breathing out through your mouth as you trace down. Keep going at a steady pace.