

Year 1 – English – Lesson 6

**Where the Wild Things
Are**

We are going to describe and write about the wild things in **Where the Wild Things Are**.

1. Before you begin, here are the story words for you to read.

Write down the words that describe the wild things.

Where the Wild Things Are 

Max		world	staring
wolf suit		ocean	blinking
mischief		tumbled	king
wild thing		boat	supper
room		night	lonely
mother		day	hot
forest		roared	teeth
grew		terrible	rolled
ceiling		gnashed	eyes
vines		tamed	claws
walls		magic trick	

Here are the wild things.



Talk to your adult about the wild things.
Use these nouns and add adjectives to
the nouns.

eyes

feet

claws

teeth

horns

body

Do all of the wild things look the same? How are they the same? How are they different?


**Let's look at two of them.
What is the same about
them? What is different?**



Both of the wild things have yellow eyes and sharp claws. One monster lives in the sea and other lives on land.

Take turns with your adult to compare the two monsters.

Now you are going to write about one of the wild things.



- 1. Look back at slide 3 and let your child choose one wild thing to write about.**
- 2. Use the nouns and adjectives to help you talk about the wild thing.**
- 3. Now you can write about the wild thing.**
- 4. Use the story mat to help you.**




3. Please complete the task.

Task: 1. Talk about the wild things.

2. Write some sentences.

3. Use adjectives to describe a noun.

Next, choose **one of the challenges** below.

	Challenge 1: Can you use the story language to describe and compare the wild things?
	Challenge 2: Can you write some sentences and add an adjective?
	Challenge 3: Can you use more than one adjective to describe a noun?