

Year 1 – English – Lesson 7

**Where the Wild Things
Are**

We are going to describe and write about your own **Wild Thing**.

Before you begin, Let's read the story words.


Write down the words that describe the wild things.

Have a go at spelling them.

Where the Wild Things Are 

Max		world	staring
wolf suit		ocean	blinking
mischief		tumbled	king
wild thing		boat	supper
room		night	lonely
mother		day	hot
forest		roared	teeth
grew		terrible	rolled
ceiling		gnashed	eyes
vines		tamed	claws
walls		magic trick	

Describe the wild things.



Remember to. Use these nouns and can remember to add an adjective (a describing word)?

eyes

feet

claws

teeth

horns

body

Now you are going to create your own wild thing.

hair

horns

claws

body

eyes

teeth

feet

Thinking
Time.....

What is your wild
thing called?


What size is your
wild thing?

What colour will it
be?

What is your wild
thing's eyes, teeth,
claws and body
like?

Draw a detailed picture of your wild thing and label the picture.

Then you can write some sentences about your monster.






My Wild Thing.

Please complete the task.

- Task: 1. Talk about your own wild thing.
2. Draw a detailed picture of your wild thing.
3. Use adjectives to describe a noun.

Next, choose **one of the challenges** below.

	Challenge 1: Can you use the story language to describe your own wild thing?
	Challenge 2: Can you draw a detailed picture and describe your creation?
	Challenge 3: Can you use write some sentences about your wild thing?