

Tuesday 7th July

Spellings

This week we are looking at adding on the suffix:

-ation

This suffix is added onto verbs to create a word that is a noun, examples from yesterday were (remember we dropped the e):

inform → inform**ation**

adore → ador**ation**

Today, you are going to add the suffix **-ation** to these words:

sense

prepare

admire

form

Tuesday 7th July



What is suspense?

Which of these sentences do you think show suspense?

She crept towards the light. A floorboard creaked with pain.

The waterfall trickled gently, as the grass swayed in the breeze.

A grating. An unnerving grating.

Darting across the clearing, he held his breath.

Cautiously, she peaked around the corner.

Hopefully you spotted that all of them, EXCEPT the 2nd one did!

But how did you know. Can you talk about it with someone at home, or a friend on the phone / video call about what it was about the writer's language that made them suspenseful?

Remember - suspense is when the reader is held waiting and wanting to know what will happen next! The scene is often exciting or scary!



When writing with suspense, features often include

- Short sentences
- Appropriate word choices (adjectives, verbs and adverbs)
- Rhetorical questions
- Repetition
- Use of ellipses
- Descriptive devices – alliteration, personification and similes work well

Did you spot any of these in the sentences?

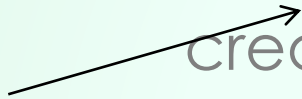


Personification



She crept towards the light. A floorboard
creaked with pain.

Appropriate
verbs




Repetition



A grating. An unnerving grating.

Short sentences



Darting across the clearing, he held his breath.

Cautiously, she peaked around the corner.

Appropriate adverb



Over the next few days, we will build up to being able to use these features to write our own suspense.

Here is our inspiration:



You'll notice they are all very dark, or gloomy!
(appropriate adjective!)

Pick the one you would like to work with – you only need to choose 1. This will be your focus picture for the week.








Once you have chosen your picture, brainstorm ideas to generate some vocabulary and phrases that describe the setting and create suspense.

The images are on the next 3 slides to help you (if you are accessing from home, you might like to print your image off to write on it.)

Note: there are some vocabulary lists and reminders of what the descriptive devices are on the last slide.

	Challenge 1 – Write down some appropriate adjectives, verbs and adverbs. Try some alliteration. There are some word lists to help on the last slide.
	Extra challenge – As with challenge 1, but also try a simile.
	Extra, extra challenge! – As with the previous 2 challenges, but try some personification.

cautiously crept



A deep hole, as dark as night.



Swaying restlessly, the ship
groaned.



Some definitions and vocabulary to help:

Alliteration – first letter / sound of a word is the same, e.g.
murky mist

Simile – Something is described as something else using ‘as’ or ‘like’

e.g. the water lapped at his legs like clawing hands

Personification – An object is given human emotions or actions to make it seem alive

e.g. the windows of the house blinked

Adjectives

(describes the noun)

- empty
- desolate
- gloomy
- creepy
- silent
- eerie
- ghostly
- cold
- sinister
- haunting

Verbs

(Action / doing word)

- crept
- peaked
- crouched
- hid
- groaned
- whispered
- gasped
- shivered
- tiptoed
- sprinted
- disappeared

Adverbs

(describes how the verb is done)

- cautiously
- gradually
- warily
- timidly
- urgently
- noiselessly
- suddenly
- immediately
- hesitantly
- nervously
- rapidly