

Year 1 – English – Lesson 8

**Where the Wild Things
Are**

We are going to create and describe your own Wild Thing Land and write about you own **Wild Thing**.



Here are some pictures of forests. Describe what you can see.

lanterns

bendy

pathway

trees

misty

plants

green

Tall, thin

Now you are going to create your own forest.

Thinking
Time.....

What is your forest
called?

Who lives there?

Describe the trees,
ground, the
atmosphere ?

What sounds can
be heard?

1. Draw a detailed picture of your Wild Thing Forest.
2. Then you can label the picture.

Now draw a detailed picture of your Wild Thing forest. Label the picture. |






Please complete the task.

Task: 1. Talk about your wild thing forest.

2. Draw a detailed picture of your wild thing forest.

3. Add labels to the picture using adjectives.

Next, choose **one of the challenges** below.

	Challenge 1: Can you use the story language to describe your own wild thing land?
	Challenge 2: Can you draw a detailed picture and describe your wild thing land?
	Challenge 3: Can you use write some labels about your wild thing land and add some adjectives?