




DOG KENNEL HILL PRIMARY SCHOOL
School Closure Weekly Timetable
Reception
Week 14





	Monday	Tuesday	Wednesday	Thursday	Friday
Literacy: Reading/ Writing	<p>10 mins Daily reading:</p> <p>Story time with David Walliams – a free audio story every day at 11am! https://www.worldofdavidwalliams.com/</p> <p>and/ or</p> <p>Choose a story book from home or click on: https://home.oxfordowl.co.uk/reading/reading-age-4-5-reception/ to choose and read a story with an adult. Can you spot any of our tricky words?</p> <hr/> <p>Listen to <i>The Cautious Caterpillar</i> story: https://www.youtube.com/watch?v=UG-Q2ZL3w_Y</p> <p>How does Cody the Caterpillar feel in the story. What was Cody worried about? How did she overcome her</p>	<p>10 mins Daily reading:</p> <p>Story time with David Walliams – a free audio story every day at 11am! https://www.worldofdavidwalliams.com/</p> <p>and/ or</p> <p>Choose a story book from home or click on: https://home.oxfordowl.co.uk/reading/reading-age-4-5-reception/ to choose and read a story with an adult. Can you spot any of our tricky words?</p> <hr/> <p>When we come back to school in September you will be in Year 1! You'll have a new teacher and a new classroom and you'll have some different friends in your class. Can you make your own 'spreading my wings' picture?</p>	<p>10 mins Daily reading:</p> <p>Story time with David Walliams – a free audio story every day at 11am! https://www.worldofdavidwalliams.com/</p> <p>and/ or</p> <p>Choose a story book from home or click on: https://home.oxfordowl.co.uk/reading/reading-age-4-5-reception/ to choose and read a story with an adult. Can you spot any of our tricky words?</p> <hr/> <p>Can you draw picture/write a sentence about something you are worried about going into year 1? Can you do the same for something you are super excited for?</p>	<p>10 mins Daily reading:</p> <p>Story time with David Walliams – a free audio story every day at 11am! https://www.worldofdavidwalliams.com/</p> <p>and/ or</p> <p>Choose a story book from home or click on: https://home.oxfordowl.co.uk/reading/reading-age-4-5-reception/ to choose and read a story with an adult. Can you spot any of our tricky words?</p> <hr/> <p>Can you make your new teacher a card telling them all about you?</p>	<p>10 mins Daily reading:</p> <p>Story time with David Walliams – a free audio story every day at 11am! https://www.worldofdavidwalliams.com/</p> <p>and/ or</p> <p>Choose a story book from home or click on: https://home.oxfordowl.co.uk/reading/reading-age-4-5-reception/ to choose and read a story with an adult. Can you spot any of our tricky words?</p> <hr/> <p>Have you got any questions for your new teacher? Think and write these questions and send them to Miss Hulse and Miss Kearns and we can send them to your new teacher to answer!</p>

	<p>worries and how did she feel at the end of the story?</p>	<p>Spreading My Wings from Reception to Year 1</p>  <p>Please scroll down to see image at the end of document</p>			
<p>Phonics/ letter formation practice</p> <p>Blends: gl, gr, pl</p>	<p>'gl' blend</p> <p>Watch the phonics blend song: https://www.youtube.com/watch?v=NBAR99xwuLM</p> <p>Meet the phonics blend 'gl' in the video clip: https://www.youtube.com/watch?v=ur6URnSXNMs</p> <p>Can you sound out the following words:</p> <ul style="list-style-type: none"> • glad • igloo • glass <p>Can you think of FIVE words that use the 'gl' blend? Write these words in your workbook.</p>	<p>'gr' blend</p> <p>Meet the phonics blend 'gr' in the video clip: https://www.youtube.com/watch?v=6Sowajxm d7o</p> <p>Can you sound out the following words:</p> <ul style="list-style-type: none"> • green • grab • groom • grow <p>Can you think of FIVE words that use the 'gr' blend? Write these words in your workbook.</p> <p>Can you write a silly sentence using as many of these words as possible? The sillier the better!</p>	<p>'pl' blend</p> <p>Meet the 'pl' blend in this video clip: https://www.youtube.com/watch?v=1xbhC37mkbk</p> <p>Sound out the following words:</p> <ul style="list-style-type: none"> • plug • plug • plus • plank <p>Can you think of FIVE words that have the that use the 'pl' blend? Write these words in your workbook.</p> <p>Can you write a silly sentence using as many of these words as possible? The sillier the better!</p>	<p>Listen to the blend song again: https://www.youtube.com/watch?v=RCCFqWV8S7E&t=7s</p> <p>Can you go on a blend hunt in your home? How many things can you find in your home that use the gl, gr, pl blends we have learnt this week?</p>	<p>Log on to <i>phonics play</i> and choose a game to play! We love playing buried treasure at school!</p> <p>https://new.phonicsplay.co.uk/resources</p> <p>Username: march20 Password: home</p>

	Can you write a silly sentence using as many of these words as possible? The sillier the better!				
Tricky words for reading and writing (grid given out in home learning packs)	<p>Phase 2: I no the go to into</p> <p>Phase 3: he she we me be you are her was all they my</p> <p>Phase 4: said have like so do some come little one were there what when out</p>				
Maths	<p>Complete your <i>Maths with Parents</i> activity for this week! 'More than or Less than'</p> <p>https://www.mathswithparents.com/KWeb?</p> <p>Please follow the instructions to make an account: http://dkh.org.uk/wp-content/uploads/2020/03/Maths-with-Parents-Instructions-and-guidance.pdf</p> <p>Butterfly class code: 984941</p> <p>Caterpillar class code: 481132</p> <p>You can even make comments and add</p>	<p>Follow the Oak National Academy lesson on capacities of objects:</p> <p>https://classroom.thenational.academy/lessons/describe-capacities-of-objects</p>	<p>Follow the Oak National Academy lesson on comparing volume of liquids:</p> <p>https://classroom.thenational.academy/lessons/compare-volume-of-liquids</p>	<p>Follow the Oak National Academy lesson on estimating lengths of objects:</p> <p>https://classroom.thenational.academy/lessons/estimate-lengths-of-objects-0a31b3</p>	<p>Follow the Oak National Academy lesson on comparing weights of objects:</p> <p>https://classroom.thenational.academy/lessons/compare-weights-of-objects</p>

	photos of you doing your learning for Miss Hulse and Miss Kearns to see!				
Indoor Exercise	<p><i>PE WITH JOE!</i> Daily kids P.E. sessions with fitness coach Joe Wicks. Every morning at 9AM! https://youtu.be/-8o8wMgAT-Y</p> <p>Go Noodle: Don't Read Like a Robot! https://www.youtube.com/watch?v=xjtPMiumixA</p>	<p>Just Dance Kids: Blue Da Ba Dee https://www.youtube.com/watch?v=AFlqSaZM2D0</p>	<p>Cosmic Kids Yoga: Safeguard the Handwashing Soap! https://www.youtube.com/watch?v=5rymXdOwW68</p>	<p>Cosmic Kids Zen Den: Be the Pond https://www.youtube.com/watch?v=wf5K3pP2IUQ</p>	<p>Zumba Kids: Dance Party! https://www.youtube.com/watch?v=FHo9QaJ1DyI</p>
Subjects	<p>Understanding of the world</p> <p>Follow the Oak National Academy lesson and learn about the different animals that live under the sea: https://classroom.thenational.academy/lessons/fidgety-fish-ruth-galloway</p>	<p>Expressive arts and design</p> <p>Follow the Oak National Academy lesson to create your own sea creatures using junk modelling: https://classroom.thenational.academy/lessons/junk-modelling-sea-creatures</p> <p>Miss Hulse and Miss Kearns would love to see pictures of your creations! Please email us and we may even ask to celebrate your</p>	<p>Personal, social and emotional development</p> <p>Listen to the story about Amelia Bedelia and her first day at school: https://www.youtube.com/watch?v=iZCJyaF7cR0</p> <p>Some of us haven't been at school for a long time! Talk to your parent about school and what you're most looking forward to about returning in September</p>	<p>Communication and language</p> <p>Listen to Miss Hulse reading 'Look Up' on Youtube: https://www.youtube.com/watch?v=vzx4nxIVRzk</p> <p>Rocket is so excited for the meteor shower. Can you think of a time when you were really excited? Can you make up your own story about feeling excited and tell your parent/carer/sibling?</p>	<p>Physical development</p> <p>Watch this AMAZING ribbon dance performance: https://www.youtube.com/watch?v=4bH3MjzU0I</p> <p>Can you make your own ribbon dance? You can use a scarf as a ribbon!</p> <p>Follow this video to give you some dancing ideas: https://www.youtube.com/watch?v=mrT5cmaEuI8</p>

		learning in the school newsletter!			
Additional activities and additional fun!	<p>Make your own playdough (we use boiling water with a few drops of food colouring in so adults we need to help!)</p> <p>https://youtu.be/oAIAm6BF0fs</p> <p>Use your playdough to create:</p> <ul style="list-style-type: none"> • This week's phonics sounds • Your home • Characters from your favourite story • Your family! • Your friends and teachers! • Anything you like! 	<p>Explore to Metropolitan Museum of Art</p> <p>https://www.metmuseum.org/art/online-features/metkids/</p> <p>Have a go at recreating a piece of art!</p>	<p>Dance with Oti Mabuse on Facebook – every day at 11.30am (children can view the classes at any time)</p> <p>Music with Myleene Klass on YouTube – twice a week (can be viewed any time)</p>	<p>Practise your Spanish! Use the BBC bitesize to keep up with your super Spanish learning! https://www.bbc.co.uk/bitesize/subjects/zhyb4wx</p>	<p>Check out Miss Hulse's Story Times! https://www.youtube.com/channel/UCW6cwWDVgMQkiZ2gBLbGdrQ</p> <p><u>SPECIAL GUEST</u></p>  <p>We have been lucky enough to have one of our wonderful parents read us the brilliant, 'Tiddler' by</p>

					Julia Donaldson. Please have a listen on the school website under the home learning section!
Mindfulness/ Wellbeing	<p>5 Senses</p> <p>Can you name: 5 things you can see 4 things you can feel 3 things you can hear 2 things you can smell 1 thing you can taste</p>	<p>Happiness Flower</p> <p>Can you draw a simple flower and fill the petals with things that make you feel happy?</p>	<p>Practise 'Take 5' Breathing</p> <p>Hold your hands out and spread your fingers. With the finger of the other hand, trace the outline of a finger breathing in through your nose as you trace up. Breathing out through your mouth as you trace down. Keep going at a steady pace.</p>	<p>Practise Star Breathing</p> <p>Start at a point on a star, follow your way around with your finger breathing <i>slowly</i> and holding your breaths at the points.</p> 	<p>One Minute Mindful Seeing</p> <p>Find a place where there are lots of things to see. For e.g. out of a window. For one minute, observe all the things you can see and make a list. Is there anything new that you've noticed that you haven't seen before?</p>

Spreading My Wings from Reception to Year 1

