














DOG KENNEL HILL PRIMARY SCHOOL  
 Year 1 – Home Learning Weekly Timetable  
**Monday 6<sup>th</sup> July – Friday 10<sup>th</sup> July**



	Monday	Tuesday	Wednesday	Thursday	Friday												
<b>English</b>	<b>Reading</b> 20mins <a href="https://www.oxfordowl.co.uk/api/in/teractives/29254.html">https://www.oxfordowl.co.uk/api/in/teractives/29254.html</a> Read along to the book 'Save the Whale' and answer the questions on the back page.	<b>Reading</b> 20mins Choose a book from home to read and discuss. What is the story about? Can you retell it to an adult?	<b>Reading</b> 20mins <a href="https://www.oxfordowl.co.uk/api/in/teractives/29259.html">https://www.oxfordowl.co.uk/api/in/teractives/29259.html</a> Read the non-fiction book 'How to make a peach treat'. Answer the questions on the back page.	<b>Reading</b> 20 mins <a href="https://vimeo.com/169629314">https://vimeo.com/169629314</a> Listen to the author Viviane Schwarz read her story 'Is there a dog in this book?' How would you describe the characters of the cats?	<b>Reading</b> 20mins <a href="https://www.oxfordowl.co.uk/api/in/teractives/26343.html">https://www.oxfordowl.co.uk/api/in/teractives/26343.html</a> Read the book 'A hole in my tooth'. Answer the questions on the back page.												
	<b>Phonics</b> <a href="https://www.phonicsplay.co.uk/resources/phase/5/cheeky-chimps">https://www.phonicsplay.co.uk/resources/phase/5/cheeky-chimps</a> Username: march20 Password: home Look at the word in the banana. Can you find the special sound and choose the word that has the same sound.	<b>Phonics</b> Mr Thorne does Phonics: <b>'silent c' spelling pattern</b> <a href="https://www.youtube.com/watch?v=eSNi94DUGk&amp;list=PLqh11DN6jmbBHVCDeYtWRgJcZLowiu9cv&amp;index=55">https://www.youtube.com/watch?v=eSNi94DUGk&amp;list=PLqh11DN6jmbBHVCDeYtWRgJcZLowiu9cv&amp;index=55</a>	<b>Phonics</b> <a href="https://www.phonicsplay.co.uk/resources/phase/2/buried-treasure">https://www.phonicsplay.co.uk/resources/phase/2/buried-treasure</a> Username: march20 Password: home Revise all of phase 5 –Buried Treasure game	<b>Phonics</b> Mr Thorne does Phonics: <b>'silent g' spelling pattern</b> <a href="https://www.youtube.com/watch?v=dtVNDx18Jss&amp;list=PLqh11DN6jmbBHVCDeYtWRgJcZLowiu9cv&amp;index=56">https://www.youtube.com/watch?v=dtVNDx18Jss&amp;list=PLqh11DN6jmbBHVCDeYtWRgJcZLowiu9cv&amp;index=56</a>	<b>Phonics</b> <a href="https://www.phonicsplay.co.uk/resource/s/phase/5/sentence-substitution-ph5a">https://www.phonicsplay.co.uk/resource/s/phase/5/sentence-substitution-ph5a</a> Username: march20 Password: home Make your own sentences with Sentence Substitution game												
	<b>Spelling Task</b> Practise your spelling words by using 'say, look, spell, write, check': <table border="1" style="margin-left: auto; margin-right: auto;"> <tr><td>it's</td></tr> <tr><td>got</td></tr> <tr><td>asked</td></tr> <tr><td>at</td></tr> </table>	it's	got	asked	at	<b>Handwriting Practise</b> (Twinkl Common Exception Words) <a href="https://www.teachhandwriting.co.uk/continuous-cursive-refiners-choice-3.html">https://www.teachhandwriting.co.uk/continuous-cursive-refiners-choice-3.html</a> Make sure you practise using your pre-cursive writing	<b>Spelling Task</b> Practise your spelling words by using 'say, look, spell, write, check': <table border="1" style="margin-left: auto; margin-right: auto;"> <tr><td>like</td></tr> <tr><td>see</td></tr> <tr><td>their</td></tr> <tr><td>saw</td></tr> </table>	like	see	their	saw	<b>Handwriting Practise</b> (Twinkl Common Exception Words) <a href="https://www.teachhandwriting.co.uk/continuous-cursive-refiners-choice-3.html">https://www.teachhandwriting.co.uk/continuous-cursive-refiners-choice-3.html</a> Make sure you practise using your pre-cursive writing	<b>Spelling Task</b> Practise your spelling words by using 'say, look, spell, write, check': <table border="1" style="margin-left: auto; margin-right: auto;"> <tr><td>his</td></tr> <tr><td>some</td></tr> <tr><td>looked</td></tr> <tr><td>people</td></tr> </table>	his	some	looked	people
	it's																
got																	
asked																	
at																	
like																	
see																	
their																	
saw																	
his																	
some																	
looked																	
people																	
<b>English Task – Where the Wild Things Are</b>  Please see Lesson 1 on the school website, under Year 1: <a href="http://dkh.org.uk/home-learning-resources/">http://dkh.org.uk/home-learning-resources/</a>	<b>English Task – Where the Wild Things Are</b>  Please see Lesson 2 on the school website, under Year 1: <a href="http://dkh.org.uk/home-learning-resources/">http://dkh.org.uk/home-learning-resources/</a>	<b>English Task – Where the Wild Things Are</b>  Please see Lesson 3 on the school website, under Year 1: <a href="http://dkh.org.uk/home-learning-resources/">http://dkh.org.uk/home-learning-resources/</a>	<b>English Task – Where the Wild Things Are</b>  Please see Lesson 4 on the school website, under Year 1: <a href="http://dkh.org.uk/home-learning-resources/">http://dkh.org.uk/home-learning-resources/</a>	<b>English Task – Where the Wild Things Are</b>  Please see Lesson 5 on the school website, under Year 1: <a href="http://dkh.org.uk/home-learning-resources/">http://dkh.org.uk/home-learning-resources/</a>													

Maths	Mental Arithmetic <a href="https://www.topmarks.co.uk/maths-games/mental-maths-train">https://www.topmarks.co.uk/maths-games/mental-maths-train</a> ‘Mental Maths Train’ – ‘Subtraction up to 20’	Maths with Parents Task <a href="https://www.mathswithparents.com/">https://www.mathswithparents.com/</a> Oak Class Code: 409515 Birch Class Code: 580792 Complete set tasks	Mental Arithmetic <a href="https://www.topmarks.co.uk/maths-games/mental-maths-train">https://www.topmarks.co.uk/maths-games/mental-maths-train</a> ‘Mental Maths Train’ – ‘Multiplication’	Maths with Parents Task <a href="https://www.mathswithparents.com/">https://www.mathswithparents.com/</a> Oak Class Code: 409515 Birch Class Code: 580792 Complete set tasks	Mental Arithmetic <a href="https://www.topmarks.co.uk/maths-games/hit-the-button">https://www.topmarks.co.uk/maths-games/hit-the-button</a> Find the ‘halves from 10 to 20’
	 Maths Task – Place Value Please see Lesson 1 on the school website, under Year 1: <a href="http://dkh.org.uk/home-learning-resources/">http://dkh.org.uk/home-learning-resources/</a>	 Maths Task - Place Value Please see Lesson 2 on the school website, under Year 1: <a href="http://dkh.org.uk/home-learning-resources/">http://dkh.org.uk/home-learning-resources/</a>	 Maths Task - Place Value Please see Lesson 3 on the school website, under Year 1: <a href="http://dkh.org.uk/home-learning-resources/">http://dkh.org.uk/home-learning-resources/</a>	 Maths Task - Place Value Please see Lesson 4 on the school website, under Year 1: <a href="http://dkh.org.uk/home-learning-resources/">http://dkh.org.uk/home-learning-resources/</a>	 Maths Task - Place Value Please see Lesson 5 on the school website, under Year 1: <a href="http://dkh.org.uk/home-learning-resources/">http://dkh.org.uk/home-learning-resources/</a>
Indoor Exercise	JasmineActive <a href="https://home.jasmineactive.com/">https://home.jasmineactive.com/</a> Parent email: parent@dogkennelh-1.com Password: dogkennelh  ‘PE with Joe Wicks’ <a href="https://www.youtube.com/user/thebodycoach1">https://www.youtube.com/user/thebodycoach1</a>	JasmineActive <a href="https://home.jasmineactive.com/">https://home.jasmineactive.com/</a> Parent email: parent@dogkennelh-1.com Password: dogkennelh  ‘Forwards, backwards, armwards’ – GoNoodle <a href="https://family.gonoodle.com/activities/forwards-backwards-armwards-1">https://family.gonoodle.com/activities/forwards-backwards-armwards-1</a>	JasmineActive <a href="https://home.jasmineactive.com/">https://home.jasmineactive.com/</a> Parent email: parent@dogkennelh-1.com Password: dogkennelh  ‘PE with Joe Wicks’ <a href="https://www.youtube.com/user/thebodycoach1">https://www.youtube.com/user/thebodycoach1</a>	JasmineActive <a href="https://home.jasmineactive.com/">https://home.jasmineactive.com/</a> Parent email: parent@dogkennelh-1.com Password: dogkennelh  ‘Footloose’ – GoNoodle <a href="https://family.gonoodle.com/activities/footloose">https://family.gonoodle.com/activities/footloose</a>	JasmineActive <a href="https://home.jasmineactive.com/">https://home.jasmineactive.com/</a> Parent email: parent@dogkennelh-1.com Password: dogkennelh  ‘PE with Joe Wicks’ <a href="https://www.youtube.com/user/thebodycoach1">https://www.youtube.com/user/thebodycoach1</a>
	Foundation Subjects	 Science <a href="https://classroom.thenational.academy/lessons/how-can-we-record-wind-direction">https://classroom.thenational.academy/lessons/how-can-we-record-wind-direction</a> Lesson: ‘How can we record wind direction?’	 Spanish <a href="https://classroom.thenational.academy/lessons/saying-how-you-feel-in-spanish">https://classroom.thenational.academy/lessons/saying-how-you-feel-in-spanish</a> By the end of this lesson, you should be able to say how you feel in Spanish!	 Geography <a href="https://www.bbc.co.uk/bitesize/articles/zdpn7yc">https://www.bbc.co.uk/bitesize/articles/zdpn7yc</a> ‘Introduction to Antarctica’	 Art/DT <a href="https://classroom.thenational.academy/lessons/to-create-repeated-patterns">https://classroom.thenational.academy/lessons/to-create-repeated-patterns</a> Lesson: ‘To create repeated patterns’
Project Work/ PSHE/ Citizenship	 PSHE – Play together but apart <a href="https://classroom.thenational.academy/lessons/playing-together-but-apart">https://classroom.thenational.academy/lessons/playing-together-but-apart</a>				
Mindfulness/ Wellbeing	5 Senses  Can you name: 5 things you can see 4 things you can feel 3 things you can hear 2 things you can smell 1 thing you can taste	Happiness Flower  Can you draw a simple flower and fill the petals with things that make you feel happy?	Practise ‘Take 5’ Breathing  Hold your hands out and spread your fingers. With the finger of the other hand, trace the outline of a finger breathing in through your nose as you trace up. Breathing out through your mouth as you trace down. Keep going at a steady pace.	Practise Star Breathing  Start at a point on a star, follow your way around with your finger breathing <i>slowly</i> and holding your breaths at the points. 	One Minute Mindful Seeing  Find a place where there are lots of things to see. For e.g. out of a window. For one minute, observe all the things you can see and make a list. Is there anything new that you’ve noticed that you haven’t seen before?

