












Area	Week 1	Week 2	Week 3	Week 4	Week 5	Week 6
Communication, Language & Literacy	<p><b>Core Stories:</b> Roaring Rockets by Tony Mitton <b>Genre:</b> Non-Fiction &amp; Fiction</p>  <p><b>Learning Outcomes:</b></p> <p>Explore the role of Astronaut Write a letter to NASA; generate questions Write instructions how to make a balloon rocket Write predictions for a Science Experiment</p> <p><b>Rhyme Time:</b> Zoom Zoom Zoom we're going to the moon</p> <p>Astronaut Space Gravity</p>	<p><b>Core Stories:</b> <i>Supertato</i> by Sue Hendra and Paul Linnet <b>Genre:</b> Fiction</p>  <p><b>Learning Outcomes:</b></p> <ul style="list-style-type: none"> <li>- Writing to Evil Pea</li> <li>- 'Hot seating' - Children/Teachers to be in role as different characters. Focus on clear questioning. What do we want to know and why</li> <li>- Writing character descriptions of Evil Pea</li> <li>- Design and make traps for the Evil Pea</li> </ul>	<p><b>Core Stories:</b> <i>Supertato: Veggies Assemble</i> by Sue Hendra and Paul Linnet <b>Genre:</b> Fiction</p>  <p><b>Learning Outcomes:</b></p> <ul style="list-style-type: none"> <li>- Writing character descriptions of supertato</li> <li>- Creating our own super vegetable - super avo - what super powers does he have? How would he help Supertato?</li> <li>- Thinking deeper about 'superheroes' - what is a superhero, what do they do? Do we know any real life superheroes? - Making cards for our 'real life' superheroes e.g. nurses, doctors, firemen, our mums/dads/grandparents etc.</li> <li>- Writing about what makes us 'super'</li> </ul>	<p><b>Core Stories:</b> <i>Supertato: Veggies in the Valley of Doom</i> by Sue Hendra and Paul Linnet <i>How to Find Gold</i> by Viviane Schwarz <b>Genre:</b> Fiction</p>  <p><b>Learning Outcomes:</b></p> <ul style="list-style-type: none"> <li>- Children to retell the story in role as different 'super' characters</li> <li>- Making our own treasure maps - Where would be the best place to hide our treasure? Where wouldn't be a good place?</li> <li>- Making and looking at maps of our local area and labelling places that are significant to us e.g. Sainsbury's, kings college hospital, Camberwell bus station, Peckham etc</li> <li>- Making 'maps' of their bedroom/home/somewhere special to them - can you write instructions on how to find something you keep in your room?</li> </ul>	<p><b>Core Stories:</b> <i>Egg Drop</i> by Mini Grey (Fiction) <i>Life cycles: Egg to Chicken</i> by Camilla de la Bedoyere (Non-Fiction)</p>  <p><b>Learning Outcomes:</b></p> <ul style="list-style-type: none"> <li>- Writing an egg to chick diary</li> <li>- Role-playing what it might be like 'inside the egg' writing descriptions of what they think the chick can hear/see/feel</li> <li>- Designing an egg 'home' - how can we keep our egg safe? What materials might we need?</li> <li>- Exploring different kinds of cooked eggs - talking about texture, how has it changed, what's inside and writing recipes</li> <li>- Learning about Easter celebration and links to 'new life'</li> </ul>	<p><b>Core Stories:</b> <i>Life cycles: Egg to Chicken</i> by Camilla de la Bedoyere (Non-Fiction) <i>The Cow that Laid an Egg</i> by Andy Cutbill</p>  <p><b>Learning Outcomes:</b></p> <ul style="list-style-type: none"> <li>- Writing an egg to chick diary</li> <li>- Writing for the school newsletter to share the news that our chicks are here</li> <li>- Recording our own 'breaking news' segment for the school newsletter</li> <li>- Writing invitations to invite parents to come and meet our chicks</li> <li>- Naming our chicks</li> <li>- Learning about Easter celebration and links to 'new life'</li> </ul>
Rhyme Time		<p><i>I'm a Superhero (to the tune of I'm a little teapot)</i> I'm a superhero, big and strong, Doing good deeds all day long. When you feel in danger, give a shout. Quick as a flash, I'll help you out</p>	<p><i>Fiver Superheroes (to the tune of five little ducks)</i> Five Superheroes are ready to fly, here comes the villain, stop that guy, This superhero can save the day. Off she flies - up up and away</p>	<p><i>The Superhero Parade (to the tune of She'll be Coming round the Mountain)</i> Superman is speeding through the sky, Superman is speeding through the sky, Past clouds and stars and planets, Past clouds and stars and planets, Superman is speeding through the sky,  Spiderman is creeping up the wall, Spiderman is creeping the wall, Creeping, spinning, leaping, creeping, spinning, leaping, Spiderman is creeping up the wall</p>	<p><b>Chick, chick, chick, chicken</b> <a href="https://www.youtube.com/watch?v=BUBq5RsiYDg">https://www.youtube.com/watch?v=BUBq5RsiYDg</a></p>	<p><b>Little Chicks</b> <a href="https://www.youtube.com/watch?v=qf2VYz7slPo">https://www.youtube.com/watch?v=qf2VYz7slPo</a></p>



Dog Kennel Primary School Half Termly Curriculum Plan 2023-24

Reception Spring 2  
Theme – Super Me, Super You







<p>Communication &amp; Language</p>	<p><b>Key Vocabulary:</b></p> <ul style="list-style-type: none"> <li>- villain</li> <li>- superhero</li> <li>- vegetables</li> </ul>	<p><b>Key Vocabulary:</b></p> <ul style="list-style-type: none"> <li>- super</li> <li>- strong</li> <li>- kind</li> <li>- friendship</li> <li>- helpful</li> <li>- fast</li> <li>- brave</li> </ul>	<p><b>Key Vocabulary:</b></p> <ul style="list-style-type: none"> <li>- exercise</li> <li>- healthy</li> <li>- unhealthy</li> <li>- bones</li> <li>- muscle</li> <li>- fuel</li> <li>- carbohydrates</li> <li>- protein</li> <li>- fat</li> </ul>	<p><b>Key Vocabulary:</b></p> <ul style="list-style-type: none"> <li>- map</li> <li>- treasure chest</li> <li>- Camberwell</li> <li>- Peckham</li> <li>- Dulwich</li> <li>- route</li> </ul>	<p><b>Key Vocabulary:</b></p> <ul style="list-style-type: none"> <li>- egg</li> <li>- hatching</li> <li>- pipping</li> <li>- incubator</li> <li>- chicks</li> <li>- warm</li> </ul>	<p><b>Key Vocabulary:</b></p> <ul style="list-style-type: none"> <li>- egg</li> <li>- hatching</li> <li>- pipping</li> <li>- incubator</li> <li>- chicks</li> <li>- warm</li> </ul>
<p>Maths</p>	<p><b>Measure</b> Compare objects and quantities, solve size, weight and capacity problems</p>	<p><b>Shape and sorting</b> Describe and sort the properties of 3-D shapes. Use 3-D shapes create a variety of stable structures. Describe the position of an object or person using mathematical vocabulary. Follow instructions related to positional language</p>	<p><b>Doubling and halving</b> Solve problems and explore the relationship between doubling and halving</p>	<p><b>Doubling and halving</b> Solve problems and explore the relationship between doubling and halving</p>	<p><b>Shape and Pattern</b></p>	<p><b>Securing addition and subtraction facts</b></p>
<p>Personal Social and Emotional Development <b>Skills Builder</b></p>  <p><b>School Values</b> Ambition, Creativity, Courage, Empathy, Resilience, and Respect. <b>MindUp!</b> Gratitude Brain Breaks</p>	<p><b>Sense of self</b> What makes each one of us a superhero. What everyday super powers do we have. Link to the school values and share through stories and use of puppets</p>	<p><b>Healthy Me Jigsaw!</b></p>  <p>Sorting healthy and unhealthy choices. Discussing importance of exercise and healthy eating.</p>	<p><b>Making relationships</b> Where the veggies in the Supertato series good friends why? What makes a good friend? What superpowers do good friends have. Create a list together.</p>	<p><b>Understanding emotions</b> Children to continue to build on their toolbox of techniques and strategies that help them to be calm. Explore the red zone and develop children's vocabulary. Discuss Evil Pea's character, why is he in the red zone? Why does he do evil things?</p>	<p><b>Kindness is My Superpower</b></p>  <p>Read <i>Kindness is my Superpower</i> and talk about the importance of being kind. <i>Can you think of a time you were kind? Can you think of a time someone was kind to you? How did it make you feel?</i></p>	<p><b>Mindup!</b> Mindful Seeing, Mindful Smelling, Mindful Tasting</p>
<p>Understanding of the World</p>	<p><b>Forest School:</b> Children to have the opportunity to cook a meal on a bonfire</p> <p><b>Gravity</b> Do things fly or fall to the ground when you throw them in the air? Experiment different objects eg feathers and a paper plate. Can you make a parachute?</p>	<p><b>Forest School:</b> Making pond rafts - learning knots and lashings to join together sticks to make 'rafts' and boats</p> <p><b>Science skill focus: evaluating</b> Perform taste tests with different foods. Develop vocabulary around tastes eg. bitter, sweet.</p> <p><a href="#">P1-2 Taste Test - Evaln.docx (live.com)</a></p>	<p><b>Forest School:</b> Making bird feeders to hang in our forest to encourage wildlife</p>	<p><b>Forest School:</b> Looking for signs of Spring e.g. blossoming flowers, insects/tadpole/newts/frogs have become visible again</p> <p><b>Science Week</b></p> <ul style="list-style-type: none"> <li>- Mentos experiment</li> <li>- elephant toothpaste</li> <li>- colour run</li> </ul>	<p><b>Forest School:</b> Planting our new tree saplings! Thinking closely about where the best place for them might be and how we can look after them.</p> <p><b>Science skill focus: exploring</b> Egg Drop experiment - How to protect an egg when from cracking when it is dropped</p>	<p><b>Forest School:</b> Turning over soil and seeding new grass to grow over the Easter holiday - Pre teach for next term's learning and conversations around <i>what the grass needs to grow.</i></p>



Dog Kennel Primary School Half Termly Curriculum Plan 2023-24

Reception Spring 2  
Theme – Super Me, Super You



<p>Expressive Art and Design</p>	<p><b>Textured Painting</b> Experiment with colour mixing and textured painting of Space and Planets</p>  <p><b>Mechanisms</b> Can you make a moving propeller? Learn to use a split pin.</p> 	<p><b>3-D work</b> Children to use junk modelling to make 'traps' and 'jails' for the evil pea. <i>How does your trap work?</i></p>	<p><b>Textiles and texture</b> Children to make their own potato superhero using a variety of tools and techniques. Children to think carefully about the different materials they could use and for what effect</p> 	<p><b>Printing</b> Children to learn about Andy Warhol and look at some of his work. Children to make to use of repetitive patterns and inspiration from the artist and print with vegetables.</p> 	<p><b>3-D work</b> Children to make their own junk model egg 'home'. <i>How can we keep the egg safe? What materials do we need to use?</i></p>	<p><b>Painting</b> Children to use oil pastels to draw our hatched chicks. Focus on how to create texture with the pastels and looking closely at the chicks different parts to draw them accurately.</p>
<p>Music</p>	<p><b>Come to the Carnival</b> Learn about carnivals around the world. Have opportunities to listen to live music. Have opportunities to listen to recorded music respond to picture instrument cards to follow directions – to tap, scrape, shake learn to describe sounds using onomatopoeia learn to sing a wider repertoire of songs</p>					
<p>Physical development</p>	<p><b>Dance Gymnastics</b> Jumps off an object and lands appropriately. Shows increasing control over an object in pushing, patting, throwing, catching or kicking it.</p> <p><b>Health &amp; Self Care</b> To talk about a healthy range of foods. Learn why it is important to make healthy food choices. Learn how to sort food into food groups and how to make a balanced meal.</p>					