



KS1 Phonics Screening Check Information for Parents DKH Primary School

2019 national curriculum assessments

Key stage 1

Phonics screening check

Pupils' materials

The grid contains nine cartoon monsters: a yellow one with a single eye, a pink one with horns, a purple one with spiky hair, a yellow one with horns, a pink one with horns, a yellow one with spiky hair, a blue one with two antennae, a green one with horns, and a blue one with horns.

Section 2

brend	
throst	
stret	
spraw	

Section 2

label
vanish
blossom
thankful



Why do we teach phonics?



Phonics helps children to develop good reading and spelling skills.



Once children know the sounds (phonemes) that letters and groups of letters make, they can quickly decode words.







The ability to read and write is a vital skill for all children, paving the way for an enjoyable and successful school experience.



We use a systematic synthetic phonics approach called 'Read, Write, Inc.'








Why do we have a phonics check?

-  The Phonics Screening Check was first introduced in 2012 and is statutory for all maintained schools.
-  It is designed to show how well your child can use the phonics skills they have learned up to the end of Y1.
-  It is also designed to help schools identify pupils who need extra phonics help.
-  This year, all schools across England will administer the Phonics Screening Check in the week beginning **Monday 10th June.**






How does the check work?

-  Your child will sit with the class teacher and will be asked to read a total of 40 words aloud.
-  The test normally takes a few minutes, but if your child needs a break, the teacher will stop the check and make time for that.
-  The check is carefully designed not to be stressful for the children and reflects how children are currently taught to decode words during their phonics lessons.
-  Between 2013 – 2023, the “pass threshold” was 32. This means children had to read at least 32 words out of 40 correctly.
-  The threshold mark is communicated to schools at the end of June, after the test has been taken, so that teachers can mark the Check.



What does the check look like?

-  There are 20 'nonsense' (alien) words and 20 real words.
-  Non-words (nonsense words, pseudo words) are 'made up' words where the letter patterns follow the phonics rules that your child has been taught, but don't mean anything. Each of the non-words is presented with a picture of a monster/alien.
-  Your child will need to apply their knowledge of phonemes to read these correctly, showing that they understand the phonics rules behind them.



Nonsense (alien) words

Section 1

sut




yad



dop



uct



Section 2

brend



throst



stret



spraw





Real words

Section 1

shop

yell

peel

check

Section 2

label

vanish

blossom

thankful



How you can help your child

 **Continue to read books regularly**

(home reading books, the RWI colour banded books for example)

 **Complete homework tasks**

(practise the sounds and read the words from the phonics sheets that are given out on Fridays)

 **Read regularly with your child**



Questions

If you have any questions after today,
please come and ask me or Ms Butler...